



IWBF

International Wheelchair
Basketball Federation

2017 OFFICIAL WHEELCHAIR BASKETBALL RULES

**Wheelchair Basketball Rules &
Wheelchair Basketball Equipment**



Official Wheelchair Basketball Rules 2017

As approved by

IWBF Executive Council

Mies, Switzerland, September 2017

Valid as of 1st December 2017

THIS RULE BOOK IS PUBLISHED BY

INTERNATIONAL WHEELCHAIR BASKETBALL FEDERATION (IWBF) (Founded 1973)

© Copyright: IWBF
Edited by: IWBF
Version: 2017 Ver#1

All rights reserved. No part of this publication may be reproduced, stored in a retrieval system, or transmitted in any form or by any means, electronic or mechanical, photocopying, recording or otherwise, without the prior written permission of the publisher.

Postal Address & Office Location:

International Wheelchair Basketball Federation
Route Suisse 5 – P.O. Box 29
1295 Mies, Switzerland
Tel.: +41 22 545 00 00
Fax: +41 22 545 00 99
E-mail: iwbf@iwbf.org
Website: <http://www.iwbf.org>

IWBF Technical Commission

Chairman	Mr Norbert Kucera, Germany
Secretary	Mr Matt Wells, Australia
Members	Mr Jorge Bestelleiro, Argentina Mrs Tonia Gomez-Ruf, Spain Mr Steve Spilka, Great Britain Mr Cristian Roja, Italy
Sub-Committee	Mr Ricardo Moreno, Spain Mr Don Steponchev, Canada Mr José Cardoso, Portugal
Ex-officio Members	Mr Ulf Mehrens, IWBF President Mrs. Maureen Orchard, IWBF Secretary General

Table of Contents

RULE ONE – THE GAME	8
Art. 1. Definitions	8
RULE TWO – PLAYING COURT AND EQUIPMENT	9
Art. 2. Playing Court.....	9
Art. 3. Equipment.....	14
RULE THREE - TEAMS	17
Art. 4. Teams	17
Art. 5. Players: Injury	20
Art. 6. Captain: Duties and powers	20
Art. 7. Coaches: Duties and powers	21
RULE FOUR - PLAYING REGULATIONS	22
Art. 8. Playing time, tied score and extra periods.....	22
Art. 9. Beginning and end of a period or the game	23
Art. 10. Status of the ball	23
Art. 11. Location of a player and an official	24
Art. 12. Tap-off and alternating possession	24
Art. 13. How the ball is played	27
Art. 14. Control of the ball	27
Art. 15. Player in the act of shooting.....	28
Art. 16. Goal: When made and its value	28
Art. 17. Throw-in	29
Art. 18. Time-out.....	31
Art. 19. Substitution	33
Art. 20. Game lost by forfeit.....	35
Art. 21. Game lost by default	36
RULE FIVE - VIOLATIONS	37
Art. 22. Violations.....	37
Art. 23. Player out-of-bounds and ball out-of-bounds	37
Art. 24. Dribbling.....	38
Art. 25. Travelling (Three pushes)	38
Art. 26. 3 seconds.....	39
Art. 27. Closely guarded player.....	39
Art. 28. 8 seconds.....	39
Art. 29. 24 seconds.....	40
Art. 30. Ball returned to the backcourt	42
Art. 31. Lifting	42



RULE SIX - FOULS	44
Art. 32. Fouls	44
Art. 33. Contact General principles	44
Art. 34. Personal foul	50
Art. 35. Double foul	51
Art. 36. Technical foul	52
Art. 37. Unsportsmanlike foul	54
Art. 38. Disqualifying foul	55
Art. 39. Fighting	57
RULE SEVEN - GENERAL PROVISIONS	58
Art. 40. 5 fouls by a player	58
Art. 41. Team fouls: Penalty	58
Art. 42. Special situations	58
Art. 43. Free throws	59
Art. 44. Correctable errors	62
RULE EIGHT - OFFICIALS, TABLE OFFICIALS, GAME COMMISSIONER: DUTIES AND POWERS	65
Art. 45. Officials, table officials and commissioner	65
Art. 46. Crew Chief: Duties and powers	65
Art. 47. Officials: Duties and powers	67
Art. 48. Scorer and assistant scorer: Duties	68
Art. 49. Timer: Duties	69
Art. 50. Shot clock operator: Duties	70
RULE 9 - PLAYER CLASSIFICATION SYSTEM	73
Art. 51. Player Classification Points System	73
A. OFFICIALS' SIGNALS	74
B. THE SCORESHEET	83
C. PROTEST PROCEDURE	92
D. CLASSIFICATION OF TEAMS	94
E. MEDIA TIME-OUTS	101
INDEX TO THE RULES	103

Table of Diagrams

Diagram 1 – Full size playing court	11
Diagram 2 – Restricted area	12
Diagram 3 – 2-point/3-point field goal area	13
Diagram 4 – Scorer’s table and substitution spaces	13
Diagram 5 – Wheelchair Dimensions	16
Diagram 6 – Wheelchair Cylinder.....	44
Diagram 7 – Players’ positions during free throws	61
Diagram 8 – Officials’ signals	82
Diagram 9 - Scoresheet	83
Diagram 11 – Teams on the scoresheet (before the game).....	85
Diagram 12 – Teams on the scoresheet (after the game).....	86
Diagram 13 Running score.....	90
Diagram 14 Summing up.....	91
Diagram 15 – Bottom of the scoresheet.....	91

Throughout the Official Wheelchair Basketball Rules, all references made to a player, coach, official, etc. in the male gender also apply to the female gender. It must be understood that this is done for practical reasons only.

RULE ONE – THE GAME

Art. 1. Definitions

1.1. Wheelchair basketball game

Wheelchair basketball is played by 2 teams of 5 players each. The aim of each team is to score in the opponents' basket and to prevent the other team from scoring.

The game is controlled by officials, table officials and a commissioner, if present.

1.2. Basket: opponents'/own

The basket that is attacked by a team is the opponents' basket and the basket which is defended by a team is its own basket.

1.3. Winner of a game

The team that has scored the greater number of points at the end of playing time shall be the winner.

RULE TWO – PLAYING COURT AND EQUIPMENT

Art. 2. Playing Court

2.1. Playing Court

The playing court shall have a flat, hard surface free from obstructions (Diagram 1) with dimensions of 28 m in length by 15 m in width measured from the inner edge of the boundary line.

2.2. Backcourt

A team's backcourt consists of its team's own basket, the inbounds part of the backboard and that part of the playing court limited by the endline behind its own basket, the sidelines and the centre line.

2.3. Frontcourt

A team's frontcourt consists of the opponents' basket, the inbounds part of the backboard and that part of the playing court limited by the endline behind the opponents' basket, the sidelines and the inner edge of the centre line nearest to the opponents' basket.

2.4. Lines

All lines shall be of the same colour and drawn in white or other contrasting colour, 5 cm in width and clearly visible.

2.4.1. Boundary line

The playing court shall be limited by the boundary line, consisting of the endlines and the sidelines. These lines are not part of the playing court.

Any obstruction including seated team bench personnel shall be at least 2 m from the playing court.

2.4.2. Centre line, centre circle and free-throw semi-circles

The centre line shall be marked parallel to the endlines from the mid-point of the sidelines. It shall extend 0.15 m beyond each sideline. The centre line is part of the backcourt.

The centre circle shall be marked in the centre of the playing court and have a radius of 1.80 m measured to the outer edge of the circumference.

The free-throw semi-circles shall be marked on the playing court with a radius of 1.80 m measured to the outer edge of the circumference and with their centres at the mid-point of the free-throw lines (Diagram 2).

2.4.3. Free-throw lines, restricted areas and free-throw rebound places

The free-throw line shall be drawn parallel to each endline. It shall have its furthest edge 5.80 m from the inner edge of the endline and shall be 3.60 m long. Its mid-point shall lie on the imaginary line joining the mid-point of the 2 endlines.

The restricted areas shall be the rectangular areas marked on the playing court limited by the endlines, the extended free-throw lines and the lines which originate at the endlines, their outer edges being 2.45 m from the mid-point of the endlines and terminating at the outer edge of the extended free-throw lines. These lines, excluding the endlines, are part of the restricted area.

Free-throw rebound places along the restricted areas, reserved for players during free throws, shall be marked as in Diagram 2.

2.4.4. 3-point field goal area

The team's three-point field goal area (Diagram 1 and Diagram 3) shall be the entire floor area of the playing court, except for the area near the opponents' basket, limited by and including:

- The 2 parallel lines extending from and perpendicular to the endline, with the outer edge 0.90 m from the inner edge of the sidelines.
- An arc of radius 6.75 m measured from the point on the floor beneath the exact centre of the opponents' basket to the outer edge of the arc. The distance of the point on the floor from the inner edge of the mid-point of the endline is 1.575 m. The arc is joined to the parallel lines.

The 3-point line is not part of the 3-point field goal area.

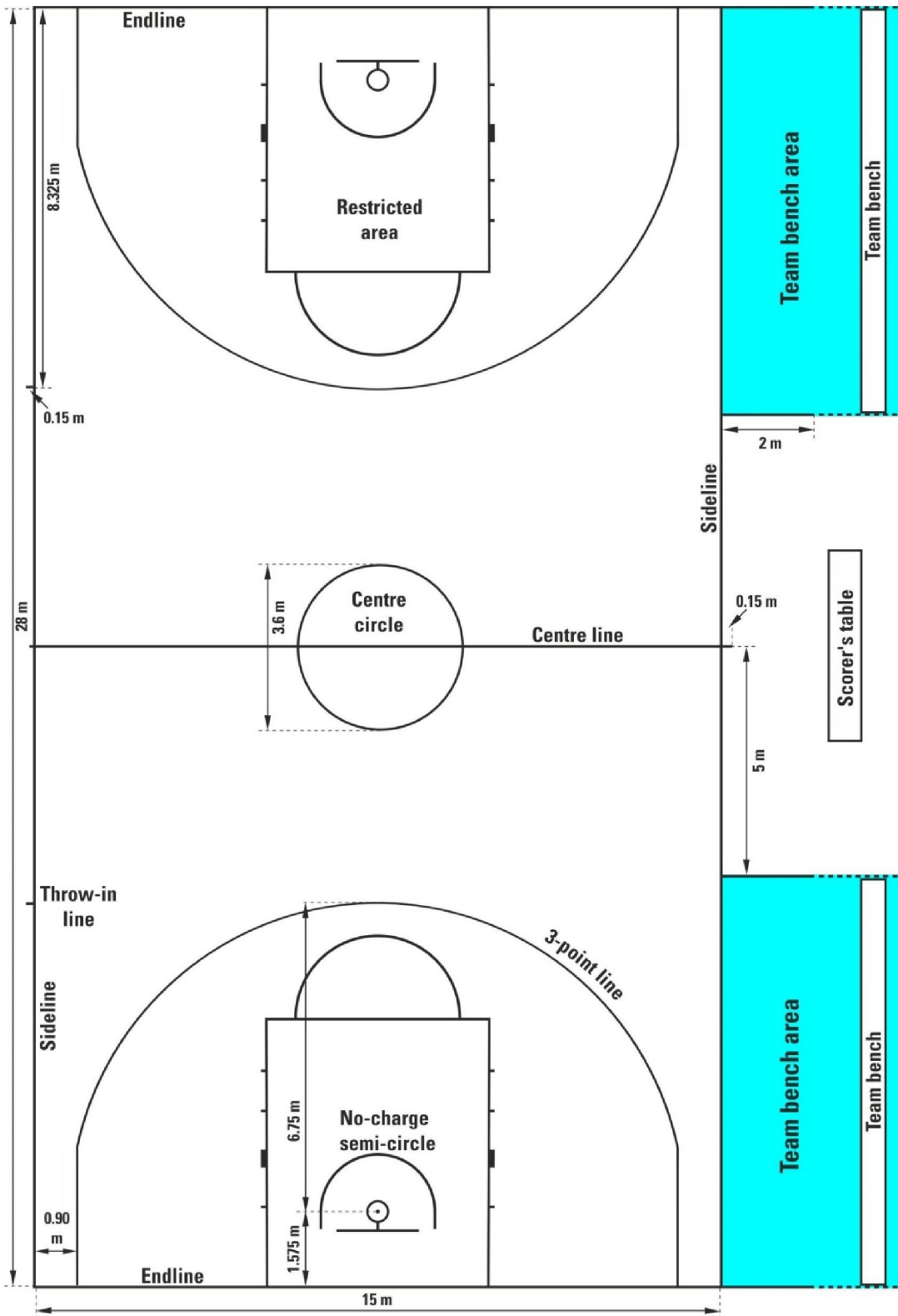


Diagram 1 – Full size playing court

2.4.5. Team bench areas

The team bench areas shall be marked outside the playing court limited by 2 lines as shown in Diagram 1.

There must be 16 seats available in the team bench area for the team bench personnel which consists of the coaches, the assistant coaches, the substitutes, the excluded players and the accompanying delegation members. All players will use their wheelchairs at the bench. Any other persons shall be at least 2 m behind the team bench.

2.4.6. Throw-in lines

The 2 lines of 0.15 m in length shall be marked outside the playing court at the sideline opposite the scorer's table, with the outer edge of the lines 8.325 m from the inner edge of the nearest endline.

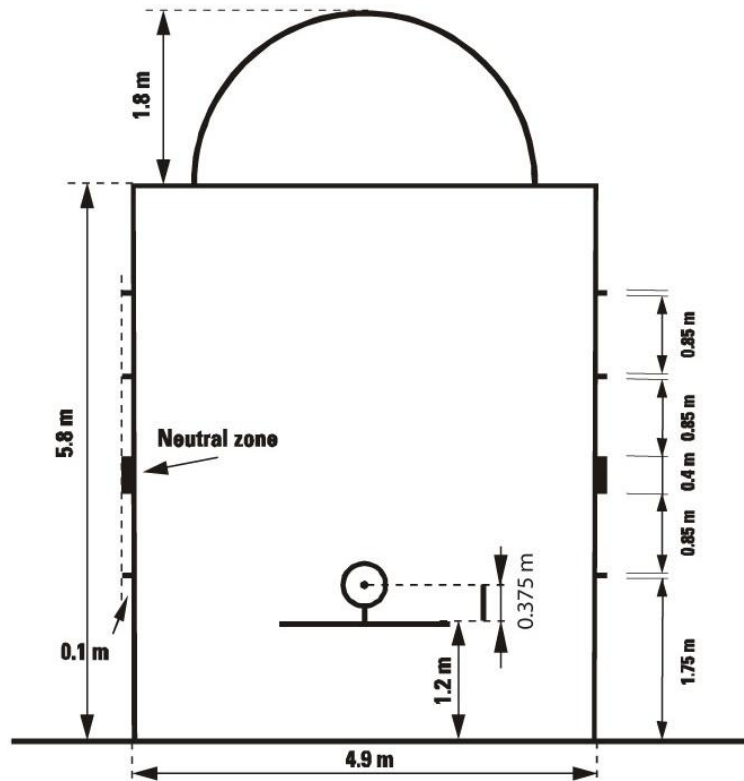


Diagram 2 – Restricted area

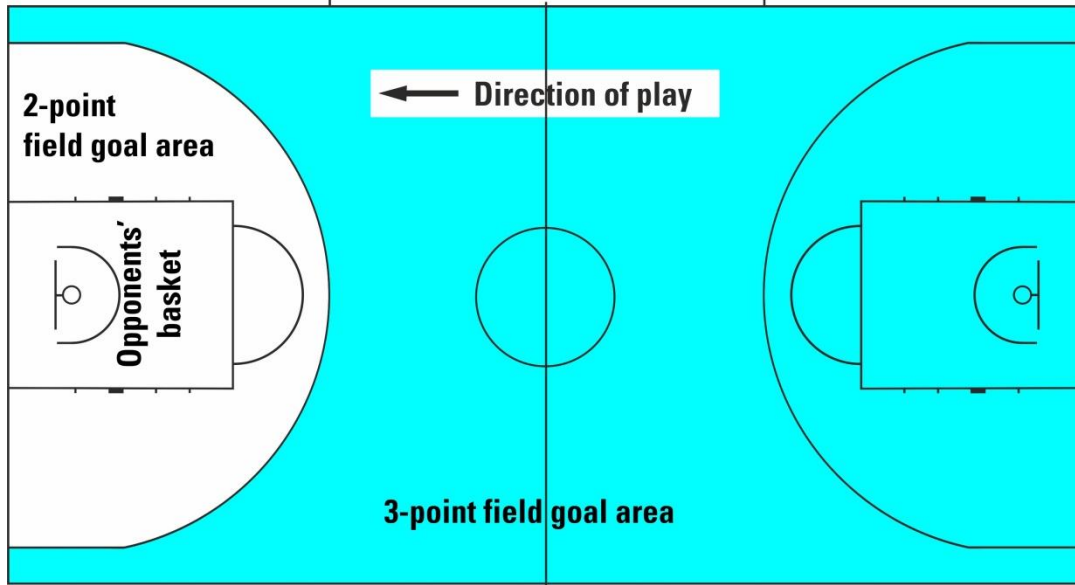


Diagram 3 – 2-point/3-point field goal area

2.5. Position of the scorer's table and substitution spaces (Diagram 4)

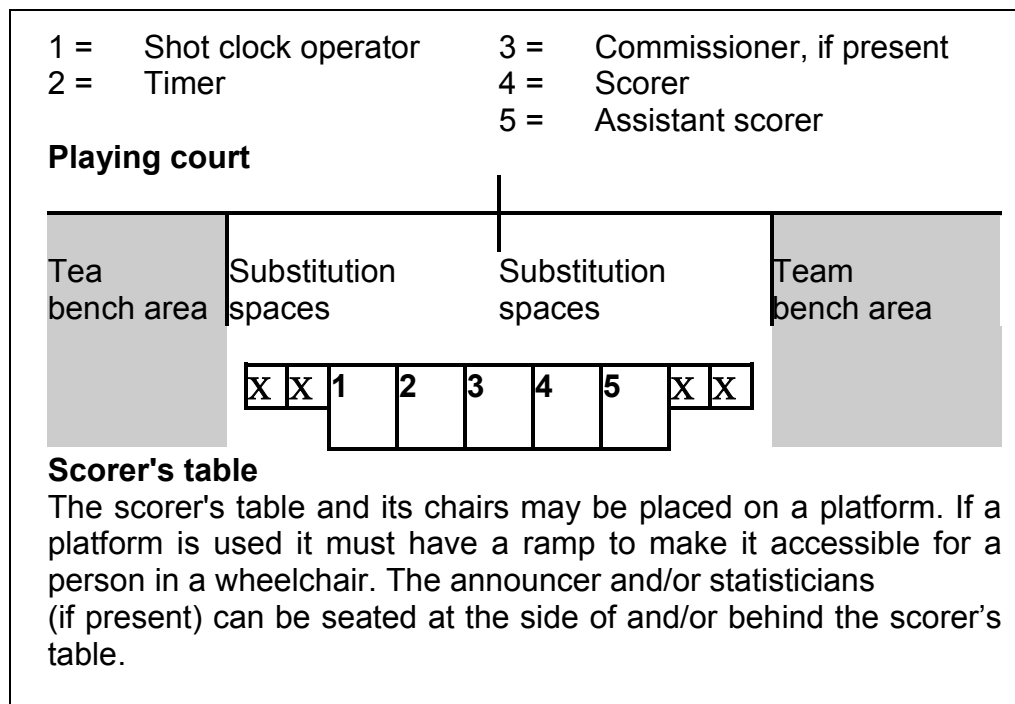


Diagram 4 – Scorer's table and substitution spaces

Art. 3. Equipment

The following equipment will be required:

- Backstop units, consisting of:
 - Backboards
 - Baskets comprising (pressure release) rings and nets
 - Backboard support structures including padding.
- Basketballs
- Game clock
- Scoreboard
- Shot clock
- Stopwatch or suitable (visible) device (not the game clock) for timing time-outs
- 2 separate, distinctly different and loud signals, one of each for the
 - shot clock operator,
 - scorer/timer.
- Scoresheet
- Player foul markers
- Team foul markers
- Alternating possession arrow
- Playing floor
- Playing court
- Adequate lighting.

For a more detailed description of wheelchair basketball equipment, see the Appendix on wheelchair basketball Equipment.

3.1. Wheelchairs

3.1.1. Particular attention must be paid to the wheelchair, as it is considered to be part of the player. Contravention of the following rules will result in the wheelchair being banned from the game.

3.1.2. A protective horizontal bar at the front/side of the wheelchair must be 11 cm from the floor at its most forward point and throughout its whole length. Such a bar may be straight, **angled** or curved between the two front castors. Where the **angle** is made up of two or more straight bars joined, the **external angle** of the joined bars should not be more than 200° degrees. Wheelchairs with the footplate positioned behind a single front castor must have a protective horizontal bar extending to the rear wheels in advance of the castor.

The measurement is taken when the front castor(s) is in the forward driving position.

Where a protective horizontal bar is not present the footrest must be 11 cm from the floor at its most forward point and throughout its whole length. Where a protective horizontal bar is present the footrest behind the bar can be any height as long as it does not touch the floor.

- 3.1.3. The underside of the footrests must be designed to prevent damage to the playing surface. A roller bar fitted to the underside of the wheel rests for floor protection and a small anti-tip castor(s) attached to the back of the wheelchair for safety purposes is permitted.
- 3.1.4. 1 or 2 anti-tip devices utilizing no more than a total of 2 small castors attached to either the frame or the rear axle and located at the rear of the wheelchair, castors that frequently or even continuously come into contact with the floor, can be added to the wheelchair. The width between castors must be limited to the distance between the inside of the 2 big wheels. When the player is sitting in the wheelchair and it is in the forward driving position, the maximum permissible distance between the bottom of the castor(s) and the playing surface is 2 cm. The anti-tip castor(s) must not protrude beyond the vertical plane that touches the rearmost points of the driving wheels. This alignment should be judged with the wheelchair in its forward driving position.

Note: Within the scope of this paragraph, an anti-tip castor(s) is not a wheel.

- 3.1.5. The maximum height from the floor to the top of the cushion, when a cushion is used, or the top of the seat platform, when a cushion is not used must not exceed
- 63 cm for players 1.0 – 3.0
 - 58 cm for players 3.5 – 4.5

Measurements must be taken with the front castor(s) in the forward driving position and the player must be out of the chair.

- 3.1.6. The wheelchair shall have either 3 or 4 wheels – i.e. 2 large wheels at the back and 1 or 2 small wheels at the front of the chair. The large wheels, including the tyres, may have a maximum diameter of 69 cm.

Wheel hubs must be of round outer construction with no sharp points, edges or protrusions.

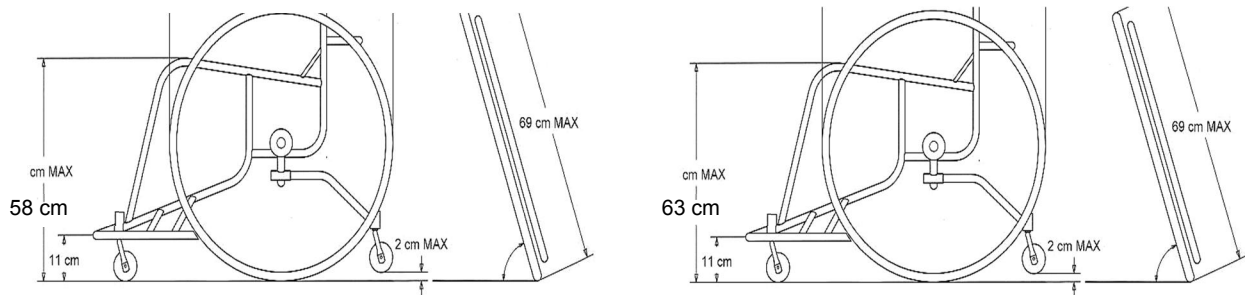
In the case of the 3-wheel wheelchair, the small wheel (or castor) must be located at the centre and inside of the horizontal bar at the front of the wheelchair. A second small wheel (or castor) may be added to the single small wheel at the front of the wheelchair. Lighting that reflects or flashes, is not permitted on the wheels, the chair or the castors.

- 3.1.7. There must be 1 handrim on each wheel.

- 3.1.8. No steering devices, brakes or gears are allowed on the wheelchair.
- 3.1.9. Any tyre or castor(s) that marks the floor is not permitted. Exceptions may be made where it can be demonstrated that the marks can be easily removed.
- 3.1.10. Arm rests and other upper body supports that are attached to the wheelchair should not project beyond the line of the player's legs or trunk in the natural sitting position.
- 3.1.11. The padding of the horizontal bar located at the back of the backrest of the wheelchair must be of a minimum thickness of 1.5 cm (15mm). It must be sufficiently flexible to allow a maximum indentation of a third of its original thickness and may have a minimum indentation factor of fifty percent (50%). This means that when a force is applied suddenly to the padding, the indentation on the padding cannot exceed 50% of its original thickness. The padding is required to prevent injury to the other players.

Note 1: During a game, it is possible to have a problem with the wheelchair that causes the wheelchair to no longer be functional or become unsafe. The referee will stop the game at an appropriate time to allow the team to complete the repair. **If the repair cannot be completed in 50 seconds or less from the time the game was stopped the player must be substituted.**

Note 2: It is possible that a player may fall out of the wheelchair without a foul occurring. The referee should pay careful attention to the need to protect the player when determining the appropriate time to stop the play.



For 3.5 – 4.5 players

For 1.0 – 3.0 players

In all cases the height is measured from the floor to the highest point on the seat platform including the cushion if one is used.

Diagram 5 – Wheelchair Dimensions

RULE THREE - TEAMS

Art. 4. Teams

4.1. Definition

- 4.1.1. A team member is eligible to play when he has been authorised to play for a team according to the regulations, including regulations governing age limits, of the organising body of the competition.
- 4.1.2. A team member is entitled to play when his name has been entered on the scoresheet before the beginning of the game and as long as he has neither been disqualified nor committed 5 fouls.
- 4.1.3. During playing time, a team member is:
- A player when he is on the playing court and is entitled to play.
 - A substitute when he is not on the playing court but he is entitled to play.
 - An excluded player when he has committed 5 fouls and is no longer entitled to play.
- 4.1.4. During an interval of play, all team members entitled to play are considered as players.

4.2. Rule

- 4.2.1. Each team shall consist of:
- No more than 12 team members entitled to play, including a captain.
 - A coach and, if a team wishes, an assistant coach.
 - A maximum of 7 accompanying delegation members who may sit on the team bench and have special responsibilities, e.g. manager, doctor, physiotherapist, statistician, interpreter, etc.
- 4.2.2. During playing time 5 players from each team shall be on the playing court and may be substituted.
- 4.2.3. A substitute becomes a player and a player becomes a substitute when:
- The official beckons the substitute to enter the playing court.
 - During a time-out or an interval of play, a substitute requests the substitution to the scorer.

4.3. Uniforms

4.3.1. The uniform of the team members shall consist of:

- Shirts of the same dominant colour front and back.
- All players must tuck their shirts into their playing shorts. 'All-in-ones' are permitted.
- T-shirts, regardless of style, may be worn under shirts. The T-shirt must be the same dominant colour as the shirt.
- Playing suit trousers or shorts of the same dominant colour front and back, but not necessarily of the same colour as the shirts.

4.3.2. Each team member shall wear a shirt numbered on the front and back with plain numbers, of a colour contrasting with the colour of the shirt.

The numbers shall be clearly visible and:

- Those on the back shall be at least 20 cm high.
- Those on the front shall be at least 10 cm high.
- The numbers shall be at least 2 cm wide.
- Teams shall use numbers 0 and 00 and from 1 to 99.
- Players on the same team shall not wear the same number.
- Any advertising or logo shall be at least 5 cm away from the numbers.

4.3.3. Teams must have a minimum of 2 sets of shirts and:

- The first team named on the schedule (home team) shall wear light-coloured shirts (preferably white).
- The second team named on the schedule (visiting team) shall wear dark-coloured shirts.
- However, if the 2 teams agree, they may interchange the colours of the shirts.

4.3.4. Playing barefoot is not permitted.

4.4. Other equipment

4.4.1. All equipment used by players must be appropriate for the game. Any equipment that is designed to increase a player's height or reach or in any other way give an unfair advantage is not permitted.

4.4.2. Players shall not wear equipment (objects) that may cause injury to other players.

- The following **are not** permitted:
 - Finger, hand, wrist, elbow or forearm guards, casts or braces made of leather, plastic, pliable (soft) plastic, metal or any other hard substance, even if covered with soft padding.

- Objects that could cut or cause abrasions (fingernails must be closely cut).
- Hair accessories and jewellery.
- The following **are** permitted:
 - Shoulder, upper arm, thigh or lower leg protective equipment if the material is sufficiently padded.
 - Any compression sleeves of the same dominant colour as the shirts, or black, or white, but all players on the team must wear the same colour.
 - Leg compression sleeves of the same dominant colour as the shorts, or black, or white, but all players on the team must wear the same colour.
 - Headgear of the same dominant colour as the shirts, or black, or white, but all players on the team must wear the same colour. The headgear shall not cover any part of the face entirely or partially (eyes, nose, lips etc.) and shall not be dangerous to the player wearing it and/or to other players. The headgear shall not have opening/closing elements around the face and/or neck and shall not have any parts extruding from its surface.
 - Knee braces if they are properly covered.
 - Protector for an injured nose, even if made of a hard material.
 - Non-coloured transparent mouth guard.
 - Spectacles, if they do not pose a danger to other players.
 - Wristbands, maximum of 10 cm wide textile material of the same dominant colour as the shirts, or black, or white, but all players on the team must wear the same colour.
 - Taping of arms, shoulders, legs etc. of the same dominant colour as the shirt, or black, or white, but all players on the team must wear the same colour.
 - Ankle braces of transparent colour, or black, or white, but all players on the team must wear the same colour.

4.4.3. During the game a player may wear shoes of any colour combination, but left and right shoes must match. No flashing lights, reflective material or other adornments are permitted.

4.4.4. During the game a player may not display any commercial, promotional or charitable name, mark, logo or other identification including, but not limited to, on his body, in his hair or otherwise.

4.4.5. Any other equipment not specifically mentioned in this article must be approved by the IWBF Technical Commission.

Art. 5. Players: Injury

- 5.1. In the event of injury to a player(s), the officials may stop the game.
- 5.2. If the ball is live when an injury occurs, the official shall not blow his whistle until the team in control of the ball has shot for a field goal, lost control of the ball, withheld the ball from play or the ball has become dead. If it is necessary to protect an injured player, the officials may stop the game immediately.
- 5.3. If the injured player cannot continue to play immediately (within approximately 15 seconds) or, if he receives treatment, he must be substituted unless the team is reduced to fewer than 5 players on the playing court.
- 5.4. Team bench personnel may enter the playing court, only with the permission of an official, to attend to an injured player before he is substituted.
- 5.5. A doctor may enter the playing court, without the permission of an official if, in the doctor's judgement, the injured player requires immediate medical treatment.
- 5.6. During the game, any player who is bleeding or has an open wound must be substituted. He may return to the playing court only after the bleeding has stopped and the affected area or open wound has been completely and securely covered.
- 5.7. If the injured player or any player who is bleeding or has an open wound recover during a time-out taken by either team, before the scorer's signal for the substitution, that player may continue to play.
- 5.8. Players who have been designated by the coach to **begin** the game or who receive treatment between free throws may be substituted in the event of an injury. In this case, the opponents are also entitled to substitute the same number of players, if they so wish.

Art. 6. Captain: Duties and powers

- 6.1. The captain (CAP) is a player designated by his coach to represent his team on the playing court. He may communicate in a courteous manner with the officials during the game to obtain information, however, only when the ball becomes dead and the game clock is stopped.
- 6.2. The captain shall **inform the crew chief no later than 15 minutes following the end of the game**, if his team is protesting against the result of the game and sign the scoresheet in the **'Captain's signature in case of protest'** column.

Art. 7. Coaches: Duties and powers

- 7.1. At least 40 minutes before the game is scheduled to begin, each coach or his representative shall give the scorer a list with the names and corresponding numbers and classification points of the team members eligible to play in the game, as well as the name of the captain of the team, coach and assistant coach. All team members whose names are entered on the scoresheet are entitled to play, even if they arrive after the beginning of the game.
- 7.2. At least 10 minutes before the game is scheduled to begin, each coach shall confirm his agreement with the names and corresponding numbers and classification points of his team members and the names of the coaches by signing the scoresheet. At the same time, he shall indicate the 5 players to begin the game. The coach of team 'A' shall be the first to provide this information.
- 7.3. Team bench personnel are the only persons permitted to sit on the team bench and remain within their team bench area.
- 7.4. The coach or the assistant coach may go to the scorer's table during the game to obtain statistical information only when the ball becomes dead and the game clock is stopped.
- 7.5. Either the coach or the assistant coach, but only one of them at any given time is permitted to remain standing during the game. It is understood that if either the coach or the assistant coach is a wheelchair user this rule is also meant to address them. They may address the players verbally during the game provided they remain within their team bench area. The assistant coach shall not address the officials.
- 7.6. If there is an assistant coach his name must be entered on the scoresheet before the beginning of the game (his signature is not necessary). He shall assume all duties and powers of the coach if, for any reason, the coach is unable to continue.
- 7.7. When the captain leaves the playing court the coach shall inform an official of the number of the player who will act as captain on the playing court.
- 7.8. The captain shall act as player coach if there is no coach, or if the coach is unable to continue and there is no assistant coach entered on the scoresheet (or the latter is unable to continue). If the captain must leave the playing court, he may continue to act as coach. If he must leave following a disqualifying foul, or if he is unable to act as coach because of injury, his substitute as captain may replace him as coach.
- 7.9. The coach shall designate the free-throw shooter of his team in all cases where the free-throw shooter is not determined by the rules.

RULE FOUR - PLAYING REGULATIONS

Art. 8. Playing time, tied score and extra periods

- 8.1. The game shall consist of 4 periods of 10 minutes each.
- 8.2. There shall be an interval of play of 20 minutes before the game is scheduled to begin.
- 8.3. There shall be the intervals of play of 2 minutes between the first and second period (first half), between the third and fourth period (second half) and before each extra period.
- 8.4. There shall be a half-time interval of play of 15 minutes.
- 8.5. An interval of play begins:
- 20 minutes before the game is scheduled to begin.
 - When the game-clock signal sounds for the end of the period.
- 8.6. An interval of play ends:
- At the beginning of the first period when the ball leaves the hand(s) of the crew chief on the toss for the tap-off.
 - At the beginning of all other periods when the ball is at the disposal of the player taking the throw-in.
- 8.7. If the score is tied at the end of the fourth period, the game shall continue with as many extra periods of 5 minutes as necessary to break the tie.
- If the aggregated score of both games for a 2-games home and away total points series competition system is tied at the end of the 2nd game, this game shall continue with as many extra periods of 5 minutes as necessary to break the tie.
- 8.8. If a foul is committed when or just before the game clock signal sounds for the end of the period, any eventual free throw(s) shall be administered after the end of the period.
- 8.9. If an extra period is required because of this free throw(s) then all fouls that are committed after the end of the period shall be considered to have occurred during an interval of play and the free throws shall be administered before the beginning of the extra period.

Art. 9. Beginning and end of a period or the game

- 9.1. The first period begins when the ball leaves the hand(s) of the **crew chief** on the toss for the tap-off.
- 9.2. All other periods begin when the ball is at the disposal of the player taking the throw-in.
- 9.3. The game cannot begin if one of the teams is not on the playing court with 5 players ready to play.
- 9.4. For all games, the first team named in the **schedule** (home team) shall have the team bench and its own basket on the left side of the scorer's table, facing the playing court.

However, if the 2 teams agree, they may interchange the team benches and/or baskets.
- 9.5. Before the first and third period, teams are entitled to warm-up in the half of the playing court in which their opponents' basket is situated.
- 9.6. Teams shall exchange baskets for the second half.
- 9.7. In all extra periods, the teams shall continue to play towards the same baskets as in the fourth period.
- 9.8. A period, extra period or game shall end when the game clock signal sounds for the end of the period. When the backboard is equipped with lighting around its perimeter, the lighting takes precedence over the game clock signal sound.

Art. 10. Status of the ball

- 10.1. The ball can be either live or dead.
- 10.2. The ball becomes **live** when:
 - During the tap-off, the ball leaves the hand(s) of the **crew chief** on the toss.
 - During a free throw, the ball is at the disposal of the free-throw shooter.
 - During a throw-in, the ball is at the disposal of the player taking the throw-in.
- 10.3. The ball becomes **dead** when:
 - Any field goal or free throw is made.
 - An official blows his whistle while the ball is live.
 - It is apparent that the ball will not enter the basket on a free throw which is to be followed by:
 - Another free throw(s).
 - A further penalty (free throw(s) and/or possession).

- The game clock signal sounds for the end of the period.
- The shot clock signal sounds while a team is in control of the ball.
- The ball in flight on a shot for a field goal is touched by a player from either team after:
 - An official blows his whistle.
 - The game clock signal sounds for the end of the period.
 - The shot clock signal sounds.

10.4. The ball does not become **dead** and the goal counts if made when:

- The ball is in flight on a shot for a field goal and:
 - An official blows his whistle.
 - The game clock signal sounds for the end of the period.
 - The shot clock signal sounds.
- The ball is in flight on a free throw and an official blows his whistle for any rule infraction other than by the free-throw shooter.
- A player commits a foul on any opponent while the ball is in the control of the opponent in the act of shooting for a field goal and who finishes his shot with a continuous motion which started before the foul occurred.

This provision does not apply and the goal shall not count if

- after an official blows his whistle and an entirely new act of shooting is made.
- during the continuous motion of a player in the act of shooting the game clock signal sounds for the end of the period or the shot clock signal sounds.

Art. 11. Location of a player and an official

- 11.1. The location of a player is determined by where his wheelchair is touching the floor.
- 11.2. The location of an official is determined by where he is touching the floor. When the ball touches an official, it is the same as touching the floor at the official's location. While he is in the air from a jump, he retains the same status he had when he last touched the floor.

Art. 12. Tap-off and alternating possession

12.1. Tap-off definition

- 12.1.1. **A tap-off** occurs when an official tosses the ball in the centre circle between any 2 opponents at the beginning of the first period.
- 12.1.2. **A held ball** occurs when one or more players from opposing teams have one or both hands firmly on the ball so that neither player can gain control without undue roughness.

12.2. Tap-off procedure

- 12.2.1. Each player involved in the tap-off shall have his wheelchair inside the half of the centre circle nearest to his team's own basket with one wheel close to the centre line.
- 12.2.2. Team-mates may not occupy adjacent positions around the circle if an opponent wishes to occupy one of those positions.
- 12.2.3. The official shall then toss the ball vertically upwards between the 2 opponents, higher than either of them can reach.
- 12.2.4. The ball must be tapped with the hand(s) of at least one of the players involved in the tap-off after it reaches its highest point.
- 12.2.5. Neither player involved in the tap-off shall leave his position until the ball has been legally tapped.
- 12.2.6. Neither player involved in the tap-off may catch the ball or tap it more than twice until it has touched one of the other players or the floor.
- 12.2.7. If the ball is not tapped by at least one of the player involved in the tap-off, the tap-off shall be repeated.
- 12.2.8. No part of the other players' bodies or wheelchairs may be on or over the circle line (cylinder) before the ball has been tapped.

An infraction of Art. 12.2.1, 12.2.4, 12.2.5, 12.2.6, and 12.2.8 is a violation.

12.3. Tap-off situations

A tap-off situation occurs when:

- A held ball is called.
- The ball goes out-of-bounds and the officials are in doubt or disagree about which of the opponents last touched the ball.
- A double free-throw violation occurs during an unsuccessful last or only free throw.
- A live ball lodges between the ring and the backboard (except between free throws and after the last or only free throw followed by a throw-in at the centre line extended, opposite the scorer's table).
- The ball becomes dead when neither team has control of the ball nor is entitled to the ball.
- After the cancellation of equal penalties against both teams, if there are no other foul penalties remaining for administration and neither team had control of the ball nor was entitled to the ball before the first foul or violation.
- All periods other than the first period are to begin.

12.4. Alternating possession definition

- 12.4.1. Alternating possession is a method of causing the ball to become live with a throw-in rather than a tap-off.
- 12.4.2. Alternating possession throw-in:
- **Begins** when the ball is at the disposal of the player taking the throw-in.
 - **Ends** when:
 - The ball touches or is legally touched by a player on the playing court.
 - The team taking the throw-in commits a violation.
 - A live ball lodges between the ring and the backboard during a throw-in.

12.5. Alternating possession procedure

- 12.5.1. In all tap-off situations teams will alternate possession of the ball for a throw-in at the place nearest to where the tap-off situation occurs.
- 12.5.2. The team that does not gain control of the live ball on the playing court after the tap-off will be entitled to the first alternating possession.
- 12.5.3. The team entitled to the next alternating possession at the end of any period shall **begin** the next period with a throw-in at the centre line extended, opposite the scorer's table, unless there are further free throws and a possession penalty to be administered.
- 12.5.4. The team entitled to the alternating possession throw-in shall be indicated by the alternating possession arrow in the direction of the opponents' basket. The direction of the alternating possession arrow is reversed immediately when the alternating possession throw-in ends.
- 12.5.5. A violation by a team during its alternating possession throw-in causes that team to lose the alternating possession throw-in. The alternating possession arrow will be reversed immediately, indicating that the opponents of the violating team will be entitled to the alternating possession throw-in at the next tap-off situation. The game shall then be resumed by awarding the ball to the opponents of the violating team for a throw-in at the place of the original throw-in.
- 12.5.6. A foul by either team:
- Before the beginning of a period other than the first period, or
 - During the alternating possession throw-in,
- does not cause the team entitled to the throw-in to lose that alternating possession.

Art. 13. How the ball is played

13.1. Definition

During the game, the ball is played with the hand(s) only and may be passed, thrown, tapped, rolled or dribbled in any direction, subject to the restrictions of these rules.

13.2. Rule

To **deliberately** push the ball with the wheelchair or block it with any part of the leg or strike it with the fist is a violation.

However, to accidentally come into contact with or touch the ball with the wheelchair or with any part of the leg is not a violation.

An infraction of Art. 13.2 is a violation.

Art. 14. Control of the ball

14.1. Definition

14.1.1. Team control **starts** when a player of that team is in control of a live ball by holding or dribbling it or has a live ball at his disposal.

14.1.2. Team control **continues** when:

- A player of that team is in control of a live ball.
- The ball is being passed between team-mates.

14.1.3. Team control **ends** when:

- An opponent gains control.
- The ball becomes dead.
- The ball has left the player's hand(s) on a shot for a field goal or for a free throw.

14.1.4. It is a violation for a player in control of the ball or attempting to gain control of the ball to:

14.1.4.1. Touch the floor with any part of his body except the hand(s), or

14.1.4.2. Lean either forward or backward in the chair, causing it to tip so that any part of it, other than the tyre(s)/castor(s), touches the floor.

Art. 15. Player in the act of shooting

15.1. Definition

15.1.1. A **shot** for a field goal or a free throw is when the ball is held in a player's hand(s) and is then thrown into the air towards the opponents' basket.

A **tap** is when the ball is directed with the hand(s) towards the opponents' basket.

A tap is also considered as a shot for a field goal.

15.1.2. The **act of shooting**:

- **Begins** when the player starts the continuous movement normally preceding the release of the ball and, in the judgement of an official, he has started an attempt to score by throwing or tapping the ball towards the opponents' basket.
- **Ends** when the ball has left the player's hand(s) and the follow-through of the shot is completed (i.e. the shooter's hand(s) completes its movement in the direction of the floor, the wheelchair or, in the case of an underhand shot, the basket).

The player attempting to score might have his arm(s) held by an opponent, thus preventing him from scoring, even though he is considered to have made an attempt to score. In this case it is not essential that the ball leaves the player's hand(s).

There is no relationship between the number of legal pushes made and the act of shooting.

15.1.3. A **continuous movement** in the act of shooting:

- Begins when the ball has come to rest in the player's hand(s) and the shooting motion, usually upward, has started.
- May include the player's arm(s) and/or body and/or wheelchair movement in his attempt to shoot for a field goal.
- Ends when the ball has left the player's hand(s), and the follow-through of the shot is completed (i.e. the shooter's hand(s) completes its movement in the direction of the floor, the wheelchair or, in the case of an underhand shot, the basket) or if an entirely new act of shooting is made.
- When a player is in the act of shooting and after being fouled he passes the ball off, he is no longer considered to have been in the act of shooting.

Art. 16. Goal: When made and its value

16.1. Definition

16.1.1. A goal is made when a live ball enters the basket from above and remains within or passes through the basket **entirely**.

16.1.2. The ball is considered to be within the basket when the slightest part of the ball is within the basket and below the level of the ring.

16.2. Rule

16.2.1. A goal is credited to the team attacking the opponents' basket into which the ball has entered as follows:

- A goal released from a free throw counts 1 point.
- A goal released from the 2-point field goal area counts 2 points.
- A goal released from the 3-point field goal area counts 3 points.

Comment: The 2 large wheels must be within the 3-point field goal area, i.e. the small wheels and castor(s) may be on or in front of the line of the 3-point field goal area.

16.2.2. If a player accidentally scores a field goal in his team's basket, the goal counts 2 points and shall be recorded as having been scored by the captain of the opposing team on the playing court.

16.2.3. If a player deliberately scores a field goal in his team's basket, it is a violation and the goal does not count.

16.2.4. If a player causes the entire ball to pass through the basket from below, it is a violation.

16.2.5. The game clock must indicate 0:00.3 (3 tenths of a second) or more for a player to secure possession of the ball on a throw-in or on a rebound after the last or only free throw in order to attempt a shot for a field goal. If the game clock indicates 0:00.2 or 0:00.1 the only type of a valid field goal made is by tapping the ball.

Art. 17. Throw-in

17.1. Definition

17.1.1. A throw-in occurs when the ball is passed into the playing court by the out-of-bounds player taking the throw-in.

17.2. Procedure

17.2.1. An official must hand or place the ball at the disposal of the player taking the throw-in. He may also toss or bounce pass the ball provided that:

- The official is no more than 4 m from the player taking the throw-in.
- The player taking the throw-in is at the correct place as designated by the official.

17.2.2. The player shall take the throw-in at the place nearest to the infraction or where the game was stopped by the official, except directly behind the backboard.

17.2.3. In the following situations the subsequent throw-in shall be taken at the centre line extended, opposite the scorer's table:

- At the beginning of all periods other than the first period.
- Following a free throw(s) resulting from a technical, unsportsmanlike or disqualifying foul.

The player taking the throw-in shall have one rear wheel on either side of the centre line extended, opposite the scorer's table, and shall be entitled to pass the ball to a team-mate at any place on the playing court.

17.2.4. When the game clock shows 2:00 minutes or less in the fourth period and in each extra period, following a time-out taken by the team that is entitled to possession of the ball from its backcourt, the subsequent throw-in shall be taken at the throw-in line opposite the scorer's table in the team's frontcourt.

17.2.5. Following a personal foul committed by a player of the team in control of a live ball, or of the team entitled to the ball, the subsequent throw-in shall be taken at the place nearest to the infraction.

17.2.6. Whenever the ball enters the basket, but the field goal or the free throw is not valid, the subsequent throw-in shall be taken at the free-throw line extended.

17.2.7. Following a successful field goal or a successful last or only free throw:

- Any player of the non-scoring team shall take the throw-in at any place behind that team's endline. This is also applicable after an official hands or places the ball at the disposal of the player taking the throw-in after a time-out or after any interruption of the game following a successful field goal or a successful last or only free throw.
- The player taking the throw-in may move laterally and/or backwards and the ball may be passed between team-mates behind the endline, but the 5 second count starts when the ball is at the disposal of the first player out-of-bounds.

17.3. Rule

17.3.1. The player taking the throw-in shall not:

- Take more than 5 seconds to release the ball.
- Move into the playing court while having the ball in his hand(s).
- Cause the ball to touch out-of-bounds, after it has been released on the throw-in.
- Touch the ball on the playing court before it has touched another player.
- Cause the ball to enter the basket directly.

- Move from the designated throw-in place behind the boundary line laterally in one or both directions, exceeding a total distance of 1 m before releasing the ball. He is, however, permitted to move directly backwards from the line as far as circumstances allow.

17.3.2. During the throw-in, other player(s) shall not:

- Have any part of their bodies or wheelchairs over the boundary line before the ball has been thrown-in across the boundary line.
- Be closer than 1 m to the player taking the throw-in when the throw-in place has less than 2 m distance between the boundary line and any out-of-bounds obstructions.

17.3.3. An offensive player is not allowed to enter the restricted area during an out of bounds situation until the ball is at the disposal of a player for the throw-in. (see Rule 26.1.1)

An infraction of Art. 17.3 is a violation.

17.4. Penalty

The ball is awarded to the opponents for a throw-in at the place of the original throw-in.

Art. 18. Time-out

18.1. Definition

A time-out is an interruption of the game requested by the coach or assistant coach.

18.2. Rule

18.2.1. Each time-out shall last 1 minute.

18.2.2. A time-out may be granted during a time-out opportunity.

18.2.3. A time-out opportunity begins when:

- For both teams, the ball becomes dead, the game clock is stopped and the official has ended his communication with the scorer's table.
- For both teams, the ball becomes dead following a successful last or only free throw.
- For the non-scoring team, a field goal is scored.

18.2.4. A time-out opportunity ends when the ball is at the disposal of a player for a throw-in or for a first or only free throw.

- 18.2.5. Each team may be granted:
- 2 time-outs during the first half,
 - 3 time-outs during the second half with a maximum of 2 of these time-outs in the last 2 minutes of the second half,
 - 1 time-out during each extra period.
- 18.2.6. Unused time-outs may not be carried over to the next half or extra period.
- 18.2.7. A time-out is charged against the team whose coach first made a request unless the time-out is granted following a field goal scored by the opponents and without an infraction having been called.
- 18.2.8. A time-out shall not be permitted to the scoring team when the game clock shows 2:00 minutes or less in the fourth period and in each extra period and following a successful field goal unless an official has interrupted the game.
- 18.3. Procedure**
- 18.3.1. Only a coach or assistant coach has the right to request a time-out. He shall establish visual contact with the scorer or he shall go to the scorer's table and ask clearly for a time-out, making the proper conventional sign with his hands.
- 18.3.2. A time-out request may be cancelled only before the scorer's signal has sounded for such a request.
- 18.3.3. The time-out period:
- Begins when the official blows his whistle and gives the time-out signal.
 - Ends when the official blows his whistle and beckons the teams back on the playing court.
- 18.3.4. As soon as a time-out opportunity begins, the scorer shall sound his signal to notify the officials that a **team has requested a time-out**.
- If a field goal is scored against a team which has requested a time-out, the timer shall immediately stop the game clock and sound his signal.
- 18.3.5. During the time-out and during an interval of play before the beginning of the second, fourth or each extra period the players may leave the playing court and may stay in the **time-out** team bench area and the team bench personnel may enter the playing court provided they remain within the vicinity of their **time-out** team bench area.
- 18.3.6. If the request for the time-out is made by either team after the ball is at the disposal of the free-throw shooter for the first or only free throw, the time-out shall be granted if:
- The last or only free throw is successful.

- The last or only free throw is followed by a throw-in at the centre line extended, opposite the scorer's table.
- A foul is called between free throws. In this case the free throw(s) will be completed and the time-out will be permitted before the new foul penalty is administered.
- A foul is called before the ball becomes live after the last or only free throw. In this case the time-out will be permitted before the new foul penalty is administered.
- A violation is called before the ball becomes live after the last or only free throw. In this case the time-out will be permitted before the throw-in is administered.

In the event of consecutive sets of free throws and/or possession of the ball resulting from more than 1 foul penalty, each set is to be treated separately.

Art. 19. Substitution

19.1. Definition

A substitution is an interruption of the game requested by the substitute to become a player.

19.2. Rule

19.2.1. A team may substitute a player(s) during a substitution opportunity.

19.2.2. A substitution opportunity begins when:

- For both teams, the ball becomes dead, the game clock is stopped and the official has ended his communication with the scorer's table.
- For both teams, the ball becomes dead following a successful last or only free throw.
- For the non-scoring team, a field goal is scored when the game clock shows 2:00 minutes or less in the fourth period and of in each extra period.

19.2.3. A substitution opportunity ends when the ball is at the disposal of a player for a throw-in or a first or only free throw.

19.2.4. A player who has become a substitute and a substitute who has become a player cannot respectively re-enter the game or leave the game until the ball becomes dead again, after a clock-running phase of the game, unless:

- The team is reduced to fewer than 5 players on the playing court.
- The player entitled to the free-throws as the result of the correction of an error is on the team bench after having been legally substituted.

19.2.5. A substitution shall not be permitted to the scoring team when the game clock is stopped following a successful field goal when the game clock shows 2:00 minutes or less in the fourth period and in each extra period unless an official has interrupted the game.

19.3. Procedure

- 19.3.1. Only a substitute has the right to request a substitution. He (not the coach or the assistant coach) shall **move** to the scorer's table and ask clearly for a substitution making the proper conventional sign with his hands, or stay in the substitution space. He must be ready to play immediately.
- 19.3.2. A substitution request may be cancelled only before the scorer's signal has sounded for such a request.
- 19.3.3. As soon as a substitution opportunity begins the scorer shall sound his signal to notify the officials that a request for a substitution has been made.
- 19.3.4. The substitute shall remain outside the boundary line until the official blows his whistle, gives the substitution signal **and beckons him to enter the playing court**.
- 19.3.5. The player being substituted is permitted to move directly to his team bench without reporting either to the scorer or the official.
- 19.3.6. Substitutions shall be completed as quickly as possible. A player who has committed **5** fouls or has been disqualified must be substituted immediately (within approximately 30 seconds). If, in the judgement of an official, there is an unnecessarily delay of the game, a time-out shall be charged against the offending team. If the team has no time-out remaining a technical foul for delaying the game may be charged against the coach, recorded as 'B'.
- 19.3.7. If a substitution is requested during a time-out or during an interval of play other than the half-time interval, the substitute must report to the scorer before entering the game.
- 19.3.8. If the free-throw shooter must be substituted because he:
 - Is injured.
 - Has committed **5** fouls.
 - Has been disqualified.

The free throw(s) must be attempted by his substitute who may not be substituted again until he has played in the next clock-running phase of the game.

- 19.3.9. If the request for a substitution is made by either team after the ball is at the disposal of the free-throw shooter for the first or only free throw, the substitution shall be granted if:
 - The last or only free throw is successful.
 - The last or only free throw is followed by a throw-in at the centre line extended, opposite the scorer's table.

- A foul is called between free throws. In this case the free throw(s) will be completed and the substitution will be permitted before the new foul penalty is administered.
- A foul is called before the ball becomes live after the last or only free throw. In this case the substitution will be permitted before the new foul penalty is administered.
- A violation is called before the ball becomes live after the last or only free throw. In this case the substitution will be permitted before the throw-in is administered.

In the event of consecutive sets of free throws and/or possession of the ball resulting from more than one (1) foul penalty, each set is to be treated separately.

- 19.3.10. Once the substitution has been completed (player is beckoned in to the playing court by an official), the assistant scorer (see Art. 48.5) shall verify that the total points value of the team requesting the substitution does not exceed the legal limit (see Art. 51.2). If he determines that the 14 point limit rule has been exceeded he shall inform the scorer who will, in turn, inform the official by sounding his signal at the conclusion of the next phase of play if the offending teams opponents are in control of the ball, or immediately, if the offending team is in control of the ball.

Art. 20. Game lost by forfeit

20.1. Rule

A team shall lose the game by forfeit if:

- The team is not present or is unable to field 5 players within the 14-point limit rule ready to play 15 minutes after the game is scheduled to begin.
- Its actions prevent the game from being played.
- It refuses to play after being instructed to do so by the crew chief.

20.2. Penalty

- 20.2.1. The game is awarded to the opponents and the score shall be 20 to 0. Furthermore, the forfeiting team shall receive 0 points in the classification.
- 20.2.2. For a 2-games (home and away) total points series (aggregate score) and for Play-Offs (best of 3), the team that forfeits in the first, second or third game shall lose the series or Play-Offs by 'forfeit'. This does not apply for Play-Offs (best of 5).
- 20.2.3. If in a tournament the team forfeits for the second time, the team shall be disqualified from the tournament and the results of all games played by this team shall be nullified.

Art. 21. Game lost by default

21.1. Rule

A team shall lose a game by default if, during the game, the team has fewer than 2 players on the playing court ready to play.

21.2. Penalty

- 21.2.1. If the team to which the game is awarded is ahead, the score shall stand as at the time when the game was stopped. If the team to which the game is awarded is not ahead, the score shall be recorded as 2 to 0 in its favour. The defaulting team shall receive 1 point in the classification.
- 21.2.2. For a 2-game (home and away) total point series (aggregate score), the team that defaults in the first or in the second game shall lose the series by 'default'.

RULE FIVE - VIOLATIONS

Art. 22. Violations

22.1. Definition

A **violation** is an infraction of the rules.

22.2. Penalty

The ball shall be awarded to the opponents for a throw-in at the place nearest to the infraction, except directly behind the backboard, unless otherwise stated in the rules.

Art. 23. Player out-of-bounds and ball out-of-bounds

23.1. Definition

23.1.1. A player is out-of-bounds when any part of his body or any part of his wheelchair is in contact with the floor, or any object other than a player above, on or outside the boundary line.

23.1.2. The ball is out-of-bounds when it touches:

- A player, wheelchair or any other person who is out-of-bounds.
- The floor or any object above, on or outside the boundary line.
- The backboard supports, the back of the backboards or any object above the playing court.

23.2. Rule

23.2.1. The ball is caused to go out-of-bounds by the last player to touch or be touched by the ball before it goes out-of-bounds, even if the ball then goes out-of-bounds by touching something other than a player.

23.2.2. If the ball is out-of-bounds because of touching or being touched by a player who is on or outside the boundary line, this player causes the ball to go out-of-bounds.

23.2.3. If a player(s) move(s) to out-of-bounds or to his backcourt during a held ball, a tap-off situation occurs.

23.2.4. If a player deliberately throws or taps the ball onto an opponent, thus causing it to go out-of-bounds, the ball shall be awarded to the opponents, even though it was last touched by that team.

Art. 24. Dribbling

24.1. Definition

- 24.1.1. A dribble is the movement of a live ball caused by a player in control of that ball who throws, taps, rolls the ball on the floor or throws it deliberately against the backboard.
- 24.1.2. **A dribble starts** when a player, having gained control of a live ball on the playing court:
- pushes on his large wheels and dribbles the ball simultaneously, or
- 24.1.3. Takes one or two pushes on his large wheels while the ball is either resting on his lap, not between his knees, or held in his hand, followed by dribbling the ball. This sequence may be repeated as often as the player wishes, or
- Use both of the above sequences alternately, or
 - Throws, taps, rolls, dribbles it on the floor or deliberately throws it against the backboard and touches it again before it touches another player.
- 24.1.4. A player who accidentally loses and then regains control of a live ball on the playing court is considered to be fumbling the ball.
- 24.1.5. The following are not dribbles:
- Successive shots for a field goal.
 - Fumbling the ball at the beginning or at the end of a dribble.
 - Attempts to gain control of the ball by tapping it from the vicinity of other players.
 - Tapping the ball from the control of another player.
 - Deflecting a pass and gaining control of the ball.
 - Tossing the ball from hand to hand and allowing it to come to rest in one or both hands before touching the floor, provided that no travelling violation is committed.

Art. 25. Travelling (Three pushes)

25.1. Definition

- 25.1.1. A player may progress with a live ball on the court in any direction within the following limits:
- The number of pushes while holding the ball shall not exceed 2.
 - Any pivot movements shall be considered part of the dribble, and are limited to 2 consecutive pushes without dribbling the ball.
- 25.1.2. Braking a wheel without backward or forward movement of the hand(s) does not constitute a push.

25.2 An infraction of this article is a violation.

Art. 26. 3 seconds**26.1. Rule**

- 26.1.1. A player shall **not** remain in the opponents' restricted area for more than 3 consecutive seconds while his team is in control of a live ball on the court and the game clock is running.
- 26.1.2. Allowances must be made for a player who:
- Makes an attempt to leave the restricted area.
 - Is in the restricted area when he or his team-mate is in the act of shooting and the ball is leaving or has just left the player's hand(s) on the shot for a field goal.
 - Dribbles in the restricted area to shoot for a field goal after having been there for less than 3 consecutive seconds.
- 26.1.3. To establish himself outside the restricted area, the player must place all wheels of his wheelchair and any anti-tip castor(s), which continuously come into contact with the floor outside the restricted area.

Art. 27. Closely guarded player**27.1. Definition**

A player who is holding a live ball on the playing court is closely guarded when an opponent is in an active legal guarding position at a distance of no more than 1 m.

27.2. Rule

A closely guarded player must pass, shoot or dribble the ball within 5 seconds.

Art. 28. 8 seconds**28.1. Rule**

- 28.1.1. Whenever:
- A player in the backcourt gains control of a live ball,
 - On a throw-in, the ball touches or is legally touched by any player in the backcourt and the team of that player taking the throw-in remains in control of the ball in its backcourt,
- that team must cause the ball to go into its frontcourt within 8 seconds.
- 28.1.2. The team has caused the ball to go into its frontcourt whenever:
- The ball, not in control of any player, touches the frontcourt,

- The ball touches or is legally touched by an offensive player who has all wheels of his wheelchair and any anti-tip castor(s), which continuously come into contact with the floor completely in contact with his frontcourt,
- The ball touches or is legally touched by a defensive player who has part of his wheelchair in contact with his backcourt,
- The ball touches an official who has part of his body in the frontcourt of the team in control of the ball.
- During a dribble from the backcourt to the frontcourt, the dribbler has the ball and all wheels of the wheelchair and any anti-tip castor(s), which continuously come into contact with the floor, are in completely contact with the frontcourt.
- The dribbler who has all wheels of the wheelchair and any anti-tip castor(s) completely touching the frontcourt:
 - Allows the ball to come to rest in one or both hands
 - Places the ball on his lap

28.1.3. The 8 second period will continue with any time remaining when the same team that previously had control of the ball is awarded a throw-in in the backcourt, as a result of:

- A ball having gone out-of-bounds.
- A player of the same team having been injured.
- A tap-off situation.
- A double foul.
- A cancellation of equal penalties against both teams.

28.1.4. The eight (8) second period will continue with any time remaining when the team that previously had control of the ball deliberately throws or taps the ball onto an opponent in the front court causing it to return to the back court.

Art. 29. 24 seconds

29.1. Rule

29.1.1. Whenever:

- A player gains control of a **live** ball on the **playing court**,
- On a throw-in, the ball touches the wheelchair or touches or is legally touched by any player on the playing court and the team of that player taking the throw-in remains in control of the ball, that team must attempt a shot for a field goal within 24 seconds.

To constitute a shot for a field goal within 24 seconds:

- The ball must leave the player's hand(s) before the shot clock signal sounds, and
- After the ball has left the player's hand(s), the ball must touch the ring or enter the basket.

29.1.2. When a shot for a field goal is attempted near the end of the 24-second period and the shot clock signal sounds while the ball is in the air:

- If the ball enters the basket, no violation has occurred, the signal shall be disregarded and the goal shall count.
- If the ball touches the ring but does not enter the basket, no violation has occurred, the signal shall be disregarded and the game shall continue.
- If the ball misses the ring, a violation has occurred. However, if the opponents have gained immediate and clear control of the ball, the signal shall be disregarded and the game shall continue.

29.2. Procedure

29.2.1. The shot clock shall be reset whenever the game is stopped by an official:

- For a foul or violation (not for the ball having gone out-of-bounds) by the team not in control of the ball,
- For any valid reason by the team not in control of the ball,
- For any valid reason not connected with either team,

In these situations, the possession of the ball shall be awarded to the same team that previously had control of the ball. Then

- If the throw-in is administered in the backcourt, the shot clock shall be reset to 24 seconds.
- If the throw-in is administered in the frontcourt, the shot clock shall be reset as follows:
 - If 14 seconds or more is displayed on the shot clock at the time when the game was stopped, the shot clock shall not be reset, but shall continue from the time it was stopped.
 - If 13 seconds or less is displayed on the shot clock at the time when the game was stopped, the shot clock shall be reset to 14 seconds.

However, if the game is stopped by an official for any valid reason not connected with either team and, in the judgement of an official, the reset of the shot clock would place the opponents at a disadvantage, the shot clock shall continue from the time it was stopped.

29.2.2. The shot clock shall be reset to 24 seconds whenever a throw-in is awarded to the opponent team after the game is stopped by an official for a foul or violation committed by the team in control of the ball.

29.2.3. After the ball has touched the ring of the opponent's basket, the shot clock shall be reset to:

- 24 seconds, if the opposing team gains control of the ball.
- 14 seconds, if the team which regains control of the ball is the same team that was in control of the ball before the ball touched the ring.

29.2.4. If the shot clock signal sounds in error while a team has control of the ball or neither team has control of the ball, the signal shall be disregarded and the game shall continue.

However, if in the judgement of an official, the team in control of the ball has been placed at a disadvantage, the game shall be stopped, the shot clock shall be corrected and the ball shall be awarded to that team.

Art. 30. Ball returned to the backcourt

30.1. Definition

30.1.1. A team is in control of a live ball in their frontcourt if

- a player of that team is touching his frontcourt with all parts of his wheelchair while holding, catching or dribbling the ball in his frontcourt, or
- the ball is passed between the players of that team in their frontcourt.

30.1.2. A team in control of a live ball in the frontcourt has caused the ball to be illegally returned to their backcourt if a player of that team is the last to touch the ball in his frontcourt and the ball is then first touched by a player of that team

- who has part of his wheelchair or his hand(s) in contact with the backcourt or
- after the ball has touched the backcourt of that team.

This restriction applies to all situations in a team's frontcourt, including throw-ins. However, it does not apply to a player who establishes new team control as a result of intercepting a pass from his opponents near the centre line, while his hands are off the wheels, and cannot stop his momentum before he returns with the ball into the backcourt.

30.2. Rule

A team which is in control of a live ball in their frontcourt may not cause the ball to be illegally returned to their backcourt.

30.3. Penalty

30.3.1. The ball shall be awarded to the opponents for a throw-in in their frontcourt at the place nearest to the infraction except directly behind the backboard.

Art. 31. Lifting

31.1. Definition - Lifting

31.1.1. Lifting is the act of raising the player's buttock's so that both cheeks are no longer in contact with the seating platform of the wheelchair or the cushion where a cushion is used on the wheelchair in order to gain an unfair advantage.

A player shall not lift from the wheelchair to shoot, rebound or pass the ball or attempt to block shot or a pass from an opponent or attempt to secure a pass from a team-mate or during contesting a tap-off at the beginning of the first period.

- 31.1.2. A player shall not cause that all parts of his wheelchair come off the floor while both hands are removed from the rear wheels (jumping).

31.2. Penalty

- 31.2.1. A **technical foul** shall be charged against the offender.
1 free throw shall be awarded to the opponents, followed by a throw-in at the center line extended, opposite the scorer's table, except if it was lifting as a result of the attempt to block a shot on a player in the act of shooting.
- 31.2.2. If the lifting is a result of the attempt to block a shot on a player in the act of shooting, a technical foul shall be charged against the offender and the player in the act of shooting shall be awarded a number of free throw(s) as follows: If the shot from the field goal area is successful, the goal shall count and, in addition, 1 free throw shall be given, followed by a throw-in at the center line extended, opposite the scorer's table.
- If the shot from the 2-point field goal area is unsuccessful, 2 free throws shall be awarded, followed by a throw-in at the center line extended, opposite the scorer's table.
 - If the shot from the 3-point field goal area is unsuccessful, 3 free throws shall be awarded, followed by a throw-in at the center line extended, opposite the scorer's table.
 - If the lifting occurs as, or just before, the game clock signal sounds for the end of the period or as, or just before, the shot clock signal sounds, while the ball is still in the player's hand(s) and the field goal is successful, the goal shall not count and 2 or 3 free throws will be awarded, followed by a throw-in at the center line extended, opposite the scorer's table.

- 31.3. A violation shall be charged against the player, when leaning forward to retrieve a ball from the floor and raising his buttock's so that both cheeks are no longer in contact with the seating platform of the wheelchair or the cushion where a cushion is used on the wheelchair.

31.4. Definition - Tilting

Tilting is an action initiated by a player who, with one or two hands removed from the wheels, lifts **one rear wheel with one front castor** off the floor while, shooting, defending, receiving or trying to intercept a pass, rebounding or taking part in the tap-off. Tilting is legal.

RULE SIX - FOULS

Art. 32. Fouls

32.1. Definition

- 32.1.1. A foul is an infraction of the rules concerning illegal personal contact with an opponent or his wheelchair and/or unsportsmanlike behaviour.
- 32.1.2. Any number of fouls may be called against a team. Irrespective of the penalty, each foul shall be charged, entered on the scoresheet against the offender and penalised accordingly.

Note: The wheelchair is considered to be part of the player

Art. 33. Contact General principles

33.1. Cylinder principle

The cylinder principle is defined as the space within an imaginary cylinder occupied by a player and his wheelchair on the floor. It includes the space above the player and is limited to:

- The **front** by the palms of the hands and the footrest or the horizontal bar at front of the wheelchair,
- The **rear** by the back outside edge of the large wheels, and
- The **sides** by the outside edge of the large wheels where they touch the floor.
- The hands and arms may be extended in front of the torso no further than the position of the footrest or the horizontal bar at the front of the wheelchair, with the arms bent at the elbows so that the forearms and hands are raised. The distance between the large wheels will vary according to the camber of the wheels.



Diagram 6 – Wheelchair Cylinder

33.2. Principle of verticality – The wheelchair cylinder

On the basketball court, each player has the right to the space (cylinder) on court occupied by his wheelchair and his torso when in the upright seated position.

Note: The cylinder is defined as the geometrical shape formed by the player, his wheelchair with all wheels including anti-tip castor(s) in contact with the floor as viewed from above.

This principle protects the space on the floor which his wheelchair occupies and the air space above his torso and his wheelchair.

As soon as the player leaves his vertical position (cylinder) and body or wheelchair contact occurs with an opposing player who had already established his own vertical position (cylinder), the player who left his vertical position (cylinder) is responsible for the contact.

The defender must not be penalized for having his hands and arms extended above him and within his own cylinder.

The offensive player shall not cause contact with a defensive player in a legal guarding position by:

- Using his arms to create additional space for himself (clear-out).
- Spreading his legs or arms to cause contact during or immediately after a shot for a field goal.

33.3. Legal guarding position

A defensive player has established a legal guarding position when:

- He has covered the path of an opponent, or
- He has established a position in the path of an opponent while, at the same time, allowing that opponent time to avoid contact.
- The path of a player is the direction that the player is moving.
- The path of a player is as wide as the parallels drawn from either side of the seat of a wheelchair in the direction that the wheelchair is travelling.

Note: The parallel lines extending from either side of the seat will serve as a practical point of reference for the official. This definition does not imply that the wheels are not part of the wheelchair or part of the player.

To cover the path of an opponent, a player must position his wheelchair across the opponent's path, with his wheelchair extending from one side of the path across to the other side.

A player may not place his wheelchair between the rear wheels of an opponent's wheelchair

The legal guarding position extends upwards above the player's torso, but within the cylinder formed by the player's body and wheelchair. The player may raise his arms above his head, but he must maintain them in a position inside the imaginary cylinder.

33.4. Guarding a player who controls the ball

A player who stops in the path of a moving opponent must give the opponent time and distance to stop or change direction.

- Slight or incidental contact which disadvantages neither player may be disregarded.
- A player who covers the path of an opponent is considered to have given the opponent time and distance to avoid contact.

The player with the ball, while moving or stationary, must expect to be guarded and must be prepared to stop or change direction whenever an opponent takes a legal guarding position in front of him.

- The guarding (defensive) player must establish a legal guarding position without causing contact prior to taking that position.
- Once a defensive player has established a legal guarding position, he must maintain this position; that is, he may not extend his arms or move his wheelchair illegally to prevent the player with the ball from passing him by.

When Judging a Block/Charge situation an official shall use the following principles:

- The defensive player must establish an initial legal guarding position by either;
 - Covering the path of the opponent, or
 - Establishing a position in the path of the opponent that allows the opponent time to avoid contact. (See also Art 33.6, 33.7, 33.8).
- The defensive player may remain stationary, or move forwards or backwards to re-establish the guarding position, particularly to cover the path of an opponent who is attempting to move away.
- The defensive player must be on the spot first. If this defensive player has legally covered the path of the opponent, the defensive player is considered to be on the spot first.

IF THE THREE ITEMS ABOVE ARE PRESENT, THEN THE CONTACT IS CAUSED BY THE PLAYER WITH THE BALL.

33.5. Guarding a player who does not control the ball

A player who does not control the ball is entitled to move freely on the playing court and take any position not already occupied by another player.

- In taking up a legal position close to an opponent, a player must occupy the position first.

- The defensive player must be on the spot first. The defensive player is considered to have a legal position if he reaches a spot before an opponent who does not control the ball.

Once a defensive player has taken a legal guarding position, he may not prevent an opponent from passing him by extending his arms into the opponent's path. He may however, in order to prevent injury, turn or place his arms in front of his body, or turn his wheelchair, providing that in turning his chair he does not, in the opinion of the official, significantly change his position in the path of the opponent.

Once a defensive player has taken a legal guarding position:

- He may remain stationary or move laterally or move away from the opponent in order to maintain his legal position in relation to the opponent.
- He may move towards his opponent; however, if contact occurs, he is responsible.

A defender who is stationary within a chair length of the braking area of a moving opponent who does not control the ball, and who then moves into the braking area of that opponent, must allow the opponent time and distance to avoid contact.

33.6. Crossing the path

Crossing the path occurs when one of two opponents, travelling either parallel (in the same direction) or on converging paths, changes direction and turns across into the path of the opponent.

A moving player with or without the ball may legally cross into the path of an opponent under the following conditions:

- The axle of the rear wheel of the player crossing the path can be seen in advance of the most forward part of the opponent's wheelchair, that is either the footrests or, in case of a chair with a forward projection located in front of the wheelchair, in front of the most forward point of that projection.
- The player who cross the path must allow the opponent time and distance to avoid contact.

If a player legally crosses the path of an opponent, then the opponent is responsible for contact.

Illegal crossing the path is personal contact that takes place when a player, with or without the ball, changes direction and attempts to cross into the path of an opponent without allowing that opponent time to stop or change direction.

33.7. The elements of time and distance

Coming to an immediate stop with a wheelchair is impossible.

Moving players who stop ahead of an opponent must allow sufficient distance between the wheelchairs in order to give the opponent the opportunity to brake or to change direction without causing severe contact.

Slight contact can be regarded as incidental if a player tries **to brake or to change the direction** of his wheelchair.

The distance needed by a player to stop is directly proportional to the speed of his wheelchair.

33.8. Screening - Legal and illegal

Screening is an attempt to delay or prevent an opponent without the ball from reaching a desired position on the playing court.

LEGAL screening takes place when the player who is screening an opponent:

- **Is Stationary** (inside his cylinder) when contact occurs.
- Has established a legal position on the floor.
- If the screen is set **within** the field of vision of a stationary opponent (front or lateral), the screener may establish the screen as close to him as he **wishes**, providing there is no contact.
- If the screen is set **outside** the field of vision of a stationary opponent (frontal or lateral), the screener may establish the screen as close to him, short of contact, as he desires
- If the opponent is **in motion**, the elements of time and distance shall apply. The screener must either cover the path of the player who is being screened or leave enough space so that the player who is being screened is able to avoid the screen by stopping or changing direction.
- A player who is legally screened is responsible for any contact with the player who has set the screen.

ILLEGAL screening takes place when the player who is screening an opponent:

- Was **moving** when contact occurred.
- Did not respect the elements of time and distance of an opponent **in motion** when contact occurred.
- Failed to cover the path of the opponent.

33.9. Charging

Charging is illegal personal contact, with or without the ball, by pushing or moving into an opposing player's wheelchair.

33.10. Blocking

Blocking is illegal personal contact which impedes the progress of an opponent with or without the ball.

A player who is attempting to screen is committing a blocking foul if contact occurs when he is moving and his opponent is stationary or retreating from him.

If a player disregards the ball, faces an opponent and shifts his position as the opponent shifts, he is primarily responsible for any contact that occurs, unless other factors are involved.

The expression 'unless other factors are involved' refers to deliberate pushing, charging or holding of the player who is being screened.

It is legal for a player to extend his arm(s) or elbow(s) outside of his cylinder in taking position on the floor but they must be moved inside his cylinder when an opponent attempts to go by. If the arm(s) or elbow(s) are outside his cylinder and contact occurs, it is blocking or holding.

33.11. Contacting an opponent with the hand(s) and/or arm(s)

The touching of an opponent with the hand(s) is, in itself, not necessarily a foul.

The officials shall decide whether the player who caused the contact has gained an unfair advantage. If contact caused by a player in any way restricts the freedom of movement of an opponent, such contact is a foul.

Illegal use of the hand(s) or extended arm(s) occurs when the defensive player is in a guarding position and his hand(s) or arm(s) is placed upon and remains in contact with an opponent with or without the ball, to impede his progress.

To repeatedly touch or 'jab' an opponent with or without the ball is a foul, as it may lead to rough play.

It is a foul by an **offensive player with the ball** to:

- 'Hook' or wrap an arm or an elbow around a defensive player in order to obtain an unfair advantage.
- 'Push off' to prevent the defensive player from playing or attempting to play the ball, or to create more space between himself and the defensive player.
- Use an extended forearm or hand, while dribbling, to prevent an opponent from gaining control of the ball.

It is a foul by an **offensive player without the ball** to 'push off' to:

- Get free to catch the ball.
- Prevent the defensive player from playing or attempting to play the ball.
- Create more space for him.

33.12. Illegal guarding from the rear

Illegal guarding from the rear is personal contact with an opponent or his wheelchair, by a defensive player, from behind. The fact that the defensive player is attempting to play the ball does not justify his contact with an opponent or his wheelchair from the rear.

33.13. Holding

Holding is illegal personal contact with an opponent that interferes with his freedom of movement or that of his wheelchair. This contact (holding) can occur with any part of the body or the wheelchair.

33.14. Pushing

Pushing is illegal personal contact with any part of the body or the wheelchair in which a player forcibly moves or attempts to move an opponent with or without control of the ball.

33.15. Fake a foul

Fake is any action by a player to simulate that he has been fouled or to make theatrical exaggerated movements in order to create an opinion of being fouled and therefore gaining an advantage.

Art. 34. Personal foul

34.1. Definition

34.1.1. A personal foul is a player's illegal contact with an opponent (which includes his wheelchair), whether the ball is live or dead.

A player shall not hold, block, push, charge, trip or impede the progress of an opponent by extending his hand, arm, elbow, shoulder nor by bending his body into an 'abnormal' position (outside his cylinder), nor shall he indulge in any rough or violent play.

34.2. Penalty

A personal foul shall be charged against the offender.

34.2.1. If the foul is committed on a player not in the act of shooting:

- The game shall be resumed with a throw-in by the non-offending team at the place nearest to the infraction.
- If the offending team is in the team foul penalty situation, then Art. 41 shall apply.

34.2.2. If the foul is committed on a player in the act of shooting, that player shall be awarded a number of free throws as follows:

- If the shot released from the field goal area is successful, the goal shall count and, in addition, 1 free throw.
- If the shot released from the 2-point field goal area is unsuccessful, 2 free throws.
- If the shot released from the 3-point field goal area is unsuccessful, 3 free throws.
- If the player is fouled as, or just before, the game clock signal sounds for the end of the
- period or as, or just before, the shot clock signal sounds, while the ball is still in the
- player's hand(s) and the field goal is successful, the goal shall not count and 2 or 3 free
- throws will be awarded.

Art. 35. Double foul

35.1. Definition

35.2.1. A double foul is a situation in which 2 opponents commit personal fouls against each other at approximately the same time.

35.2. Penalty

A personal foul shall be charged against each offender. No free throws shall be awarded and the game shall be resumed as follows:

If at approximately the same time as the double foul

- A valid field goal, or a last or only free throw is scored, the ball shall be awarded to the non-scoring team for a throw-in at any place at the endline.
- A team had control of the ball or was entitled to the ball, the ball shall be awarded to this team for a throw-in at the place nearest to the infraction.
- Neither team had control of the ball nor was entitled to the ball, a tap-off situation occurs.

Art. 36. Technical foul

36.1. Rules of conduct

- 36.1.1. The proper conduct of the game demands the full and loyal cooperation of the players and team bench personnel with the officials, table officials and game commissioner, if present.
- 36.1.2. Each team shall do its best to secure victory, but this must be done in the spirit of sportsmanship and fair play.
- 36.1.3. Any deliberate or repeated non-cooperation or non-compliance with the spirit and intent of this rule shall be considered as a technical foul.
- 36.1.4. The official may prevent technical fouls by giving warnings or even overlooking minor infractions which are obviously unintentional and have no direct effect upon the game, unless there is repetition of the same infraction after the warning.
- 36.1.5. If an infraction is recognised after the ball becomes live, the game shall be stopped and a technical foul charged. The penalty shall be administered as if the technical foul had occurred at the time it is charged. Whatever occurred during the interval between the infraction and the game being stopped shall remain valid.

36.2. Violence

- 36.2.1. Acts of violence may occur during the game, contrary to the spirit of sportsmanship and fair play. These should be stopped immediately by the officials and, if necessary, by public order enforcement officers.
- 36.2.2. Whenever acts of violence occur involving players or team bench personnel on the playing court or in its vicinity, the officials shall take the necessary action to stop them.
- 36.2.3. Any of the above persons who are guilty of flagrant acts of aggression against opponents or officials shall be disqualified. The crew chief must report the incident to the organising body of the competition.
- 36.2.4. Public order enforcement officers may enter the playing court only if requested to do so by the officials. However, should spectators enter the playing court with the obvious intention of committing acts of violence, the public order enforcement officers must intervene immediately to protect the teams and officials.
- 36.2.5. All other areas, including entrances, exits, hallways, dressing rooms, etc., come under the jurisdiction of the organising body of the competition and the public order enforcement officers.

36.2.6. Physical actions by players or team bench personnel which could lead to damaging of game equipment, must not be permitted by the officials.

When behaviour of this nature is observed by the officials, the coach of the offending team shall be given a warning.

Should the action(s) be repeated, a technical foul shall immediately be called on the individual(s) involved.

36.3. Definition

36.3.1. A technical foul is a player non-contact foul of a behavioural nature including, but not limited to:

- Disregarding warnings by officials.
- Disrespectfully dealing with the officials, the commissioner, the table officials or the team bench personnel.
- Disrespectfully communicating with the officials, the game commissioner if present, the table officials or the opponents.
- Using language or gestures likely to offend or incite the spectators.
- Baiting and taunting an opponent or obstructing his vision by waving his hands near his eyes.
- Obstructing the vision of an opponent by waving/placing his hand(s) near his eyes.
- Excessive swinging of elbows.
- Delaying the game by deliberately touching the ball after it passes through the basket or by preventing a throw-in from being taken promptly.
- Fake being fouled.
- Leaving the court for any unauthorized reason.
- Taking his feet off the foot rests to gain an unfair advantage.
- Using any part of the lower limb(s) to gain an unfair advantage or to steer the wheelchair.
- Lifting

36.3.2. A technical foul by team bench personnel is a foul for disrespectfully communicating with or touching the officials, the game commissioner if present, the table officials or the opponents, or an infraction of a procedural or an administrative nature.

36.3.3. A player shall be disqualified for the remainder of the game when he is charged with 2 technical fouls, or 2 unsportsmanlike fouls, or with 1 unsportsmanlike foul and 1 technical foul.

- 36.3.4. A coach shall be disqualified for the remainder of the game when:
- He is charged with 2 technical fouls ('C') as a result of his personal unsportsmanlike behaviour.
 - He is charged with 3 technical fouls, either all of them ('B') or one of them ('C'), as a result the unsportsmanlike behaviour of other team bench personnel.
- 36.3.5 If a player or coach is disqualified under Art. 36.3.3 or Art 36.3.4 that technical foul shall be the only foul to be penalised and no additional penalty for the disqualification shall be administered.
- 36.3.6. A Technical foul may also occur as the result of a request by a coach to have a chair check made on a player of the opposing team. If the crew chief determines that the chair is illegal the player will be disqualified in accordance with Article 38.1.3. If the crew chief determines that the chair is legal the coach requesting the chair check shall be assessed a technical foul ("C").

36.4. Penalty

- 36.4.1. If a technical foul is committed:
- By a player, a technical foul shall be charged against him as a player foul and shall count as one of the team fouls.
 - By team bench personnel a technical foul shall be charged against the coach and shall not count as one of the team fouls.
- 36.4.2. The opponents shall be awarded 1 free, followed by:
- A throw-in at the centre line extended, opposite the scorer's table.
 - A tap-off in the centre circle to begin the first period.

Art. 37. Unsportsmanlike foul

37.1. Definition

- 37.1.1. An unsportsmanlike foul is a player contact foul which, in the judgement of an official is:
- Not a legitimate attempt to directly play the ball within the spirit and intent of the rules.
 - Excessive, hard contact caused by a player in an effort to play the ball or an opponent.
 - An unnecessary contact caused by the defensive player in order to stop the progress of the offensive team in transition.
This applies until the offensive player begins his act of shooting.

- Contact by the defensive player from behind or laterally on an opponent in an attempt to stop the fast break and there is no defensive player between the offensive player and the opponent's basket, except if it is a legitimate attempt to cross the path of the offensive player laterally. This applies until the offensive player begins his act of shooting.
- Contact by the defensive player on an opponent on the playing court during the last 2 minutes in the fourth period and in each extra period, when the ball is out-of-bounds for a throw-in and still in the hands of the official or at the disposal of the player taking the throw-in.

37.1.2. The official must interpret the unsportsmanlike fouls consistently throughout the game and to judge only the action.

37.2. Penalty

37.2.1. An unsportsmanlike foul shall be charged against the offender.

37.2.2. Free throw(s) shall be awarded to the player who was fouled, followed by:

- A throw-in at the centre line extended, opposite the scorer's table.
- A tap-off in the centre circle to begin the first period.

The number of free throws shall be awarded as follows:

- If the foul is committed on a player not in the act of shooting: 2 free throws.
- If the foul is committed on a player in the act of shooting: the goal, if made, shall count and, in addition, 1 free throw.
- If the foul is committed on a player in the act of shooting and the goal is not made: 2 or 3 free throws.

37.2.3. A player shall be disqualified for the remainder of the game when he is charged with 2 unsportsmanlike fouls or 2 technical fouls, or with 1 technical foul and 1 unsportsmanlike foul.

37.2.4. If a player is disqualified under Art. 37.2.3, the unsportsmanlike foul shall be the only foul to be penalised and no additional penalty for the disqualification shall be administered.

Art. 38. Disqualifying foul

38.1. Definition

38.1.1. A disqualifying foul is any flagrant unsportsmanlike action by a player or team bench personnel.

38.1.2. A coach who has received a disqualifying foul shall be replaced by the assistant coach as entered on the scoresheet. If no assistant coach is entered on the scoresheet, he shall be replaced by the captain (CAP).

- 38.1.3. In order to assist the team in confirming that their equipment meets the requirements covered under Article 3.1 the game commissioner will conducting a chair check prior to the start of the tournament. It is the responsibility of the player to ensure that their wheelchair meets the requirements covered under Article 3.1 when the player enters the court with the wheelchair. To alter a wheelchair not in accordance with the rules is considered to be flagrantly unsportsmanlike behaviour. Officials may conduct directed chair checks during a game. Any equipment found to be altered shall be removed from the game. The player is responsible for his equipment and any modification shall be considered a deliberate act to gain an unfair advantage. The player will be assessed a disqualifying foul. If the same player is found to have altered his wheelchair a second time during the tournament he shall be disqualified from the tournament.

38.2. Penalty

- 38.2.1. A disqualifying foul shall be charged against the offender.
- 38.2.2. Whenever the offender is disqualified according to the respective articles of these rules, he shall go to and remain in his team's dressing room for the duration of the game or, if he so wishes, he shall leave the building.
- 38.2.3. Free throw(s) shall be awarded:
- To any opponent, as designated by his coach in the case of a non-contact foul.
 - To the player who was fouled in the case of a contact foul.
- Followed by:
- A throw-in at the centre line extended, opposite the scorer's table.
 - A tap-off in the centre circle to begin the first period.
- 38.2.4. The number of free throws shall be awarded as follows:
- If the foul is a non-contact foul: 2 free throws
 - If the foul is committed on a player not in the act of shooting: 2 free throws.
 - If the foul is committed on a player in the act of shooting: the goal, if made, shall count and in addition 1 free throw.
 - If the foul is committed on a player in the act of shooting and the goal is not made: 2 or 3 free throws.

Art. 39. Fighting

39.1. Definition

Fighting is physical interaction between 2 or more opponents (players and team bench personnel).

This article only applies to the team bench personnel who leave the confines of the team bench area during a fight or during any situation which may lead to a fight.

39.2. Rule

- 39.2.1. Substitutes, excluded players or team followers who leave the team bench area during a fight, or during any situation which may lead to a fight, shall be disqualified.
- 39.2.2. Only the coach and/or assistant coach are permitted to leave team bench area during a fight, or during any situation which may lead to a fight, to assist officials to maintain or to restore order. In this situation, they shall not be disqualified.
- 39.2.3. If a coach and/or assistant coach leaves the team bench area and does not assist or attempt to assist the officials to maintain or to restore order, they shall be disqualified.

39.3. Penalty

- 39.3.1. Irrespective of the number of team bench personnel disqualified for leaving the team bench area, a single technical foul ('B') shall be charged against the coach.
- 39.3.2. If team bench personnel of both teams are disqualified under this article and there are no other foul penalties remaining for administration, the game shall be resumed as follows.
- If at approx. the same time as the game was stopped due to the fighting:
- A valid field goal or a last or only free throw is scored, the ball shall be awarded to the non-scoring team for a throw-in at any place of endline.
 - A team had control of the ball or was entitled to the ball, the ball shall be awarded to this team for a throw-in at the centre line extended, opposite the scorer's table.
 - Neither team has control of the ball nor was entitled to the ball, a tap-off situation occurs.
- 39.3.3. All disqualifying fouls shall be recorded as described in B.8.3 and shall not count as a team foul.
- 39.3.4. All possible foul penalties against players on the court involved in fighting or any situation which leads to a fight shall be dealt in accordance with Art. 42.

RULE SEVEN - GENERAL PROVISIONS

Art. 40. 5 fouls by a player

- 40.1. A player who has committed 5 fouls shall be informed by an official and must leave the game immediately. He must be substituted within 30 seconds.
- 40.2. A foul by a player who has previously committed 5 fouls is considered as an excluded player's foul and it is charged and entered in the scoresheet against the coach ('B').

Art. 41. Team fouls: Penalty

41.1. Definition

- 41.1.1. A team foul is a personal, technical, unsportsmanlike or disqualifying foul committed by a player. A team is in the team foul penalty situation when it has committed 4 team fouls in a period.
- 41.1.2. All team fouls committed in an interval of play shall be considered as being committed in the following period or extra period.
- 41.1.3. All team fouls committed in an extra period shall be considered as being committed in the fourth period.

41.2. Rule

- 41.2.1. When a team is in the team foul penalty situation, all subsequent player personal fouls committed on a player not in the act of shooting shall be penalised by 2 free throws, instead of a throw-in. The player against whom the foul was committed shall attempt the free throws.
- 41.2.2. If a personal foul is committed by a player of the team in control of the live ball, or of the team entitled to the ball, such a foul shall be penalised by a throw-in for the opponents.

Art. 42. Special situations

42.1. Definition

In the same stopped-clock period which follows an infraction, special situations may arise when additional foul(s) are committed.

42.2. Procedure

- 42.2.1. All fouls shall be charged and all penalties identified.
- 42.2.2. The order in which all infractions occurred shall be determined.

- 42.2.3. All equal penalties against the teams and all double foul penalties shall be cancelled in the order in which they were called. Once the penalties have been recorded and cancelled they are considered as never having occurred.
- 42.2.4. The right to possession of the ball as part of the last penalty shall cancel any prior rights to possession of the ball.
- 42.2.5. Once the ball has become live on the first or only free throw or on a throw-in penalty, that penalty can no longer be used for cancelling any remaining penalties.
- 42.2.6. All remaining penalties shall be administered in the order in which they were called.
- 42.2.7. If, after the cancellation of equal penalties against both teams, there are no other penalties remaining for administration, the game shall be resumed as follows.

If at approximately the same time as the first infraction:

- A valid field goal or a last or only free throw is scored, the ball shall be awarded to the non-scoring team for a throw-in at any place at the endline.
- A team had control of the ball or was entitled to the ball, the ball shall be awarded to this team for a throw-in at the place nearest to the first infraction.
- Neither team had control of the ball nor was entitled to the ball, a tap-off situation occurs.

Art. 43. Free throws

43.1. Definition

- 43.1.1. A free throw is an opportunity given to a player to score 1 point, uncontested, from a position behind the free-throw line and inside the semi-circle.
- 43.1.2. A set of free throws is defined as all free throws and/or subsequent possession of the ball resulting from a single foul penalty.

43.2. Rule

- 43.2.1. When a personal, an unsportsmanlike or a disqualifying contact foul is called the free throw(s) shall be awarded as follows:
- The player against whom the foul was committed shall attempt the free throw(s).
 - If there is a request for him to be substituted, he must attempt the free throw(s) before leaving the game.
 - If he must leave the game due to injury, having committed 5 fouls or having been disqualified, his substitute shall attempt the free throw(s). If no substitute is available, any team-mate as designated by his coach shall attempt the free throw(s).

43.2.2. When a technical or a disqualifying non-contact foul is called, any member of the opponent's team as designated by his coach shall attempt the free throw(s).

43.2.3. The free-throw shooter shall:

- Take a position with his rear wheels behind the free-throw line and inside the semi-circle. His front wheel(s) (or castor(s)) may be in advance of the line.
- Use any method to shoot a free throw in such a way that the ball enters the basket from above or the ball touches the ring.
- Release the ball within 5 seconds after it is placed at his disposal by the official.
- Not touch the free-throw line or enter the restricted area with any part of his body or either of his rear wheels until the ball has entered the basket or has touched the ring.
- Not fake a free throw.

43.2.4. The players in the free-throw rebound places shall be entitled to occupy alternating positions in these spaces, which are considered to be 1 m in depth (Diagram7).

During the free throws these players shall not:

- Occupy free-throw rebound places to which they are not entitled.
- Enter the restricted area, the neutral zone or leave the free-throw rebound place until the ball has left the hand(s) of the free-throw shooter.
- Distract the free-throw shooter by their actions.

43.2.5. The endline defender, located in the first-lane place, may allow the rear wheel nearest the endline to overlap the lane marker extended on the endline side of the wheelchair. The rear wheels of all remaining wheelchairs may occupy up to half of the adjacent markers (left or right) defining the lane places, including the marker that describes the neutral zone.

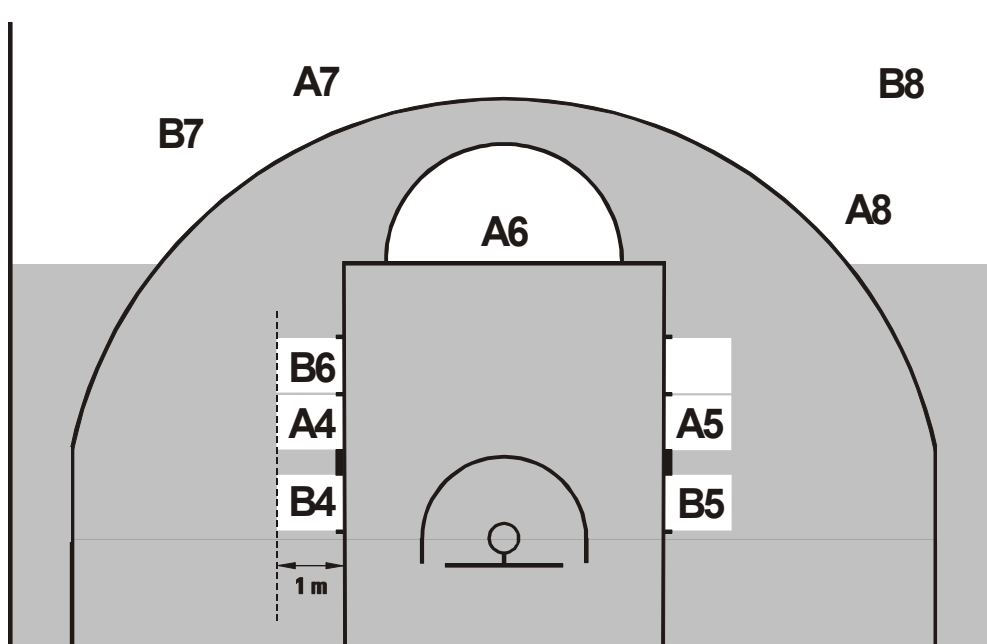


Diagram 7 – Players' positions during free throws

- 43.2.6. Players not in the free-throw rebound places shall remain behind the free-throw line extended and behind the 3-point field goal line until the free throw ends.
- 43.2.7. During a free throw(s) to be followed by another set(s) of free throws or by a throw-in, all players shall remain behind the free-throw line extended and behind the 3-point field goal line.

An infraction of Art. 43.2.3, 43.2.4, 43.2.6 and 43.2.7 is a violation.

43.3. Penalty

43.3.1. If a free throw is successful and the violation(s) is committed by the free-throw shooter, the point, if made, shall not count.

Any other player's violation which occurs during a shot for a successful free throw or after the violation committed by the free-throw shooter shall be disregarded.

The ball shall be awarded to the opponents for a throw-in at the free-throw line extended unless there is a further free throw(s) or possession penalty to be administered.

43.3.2. If a free throw is successful and the violation(s) is committed by any player(s) other than the free-throw shooter:

- The point, if made, shall count.
- The violation(s) shall be disregarded.

In case of the last or only free throw, the ball shall be awarded to the opponents for a throw-in at any place at the endline.

43.3.3. If a free throw is not successful and the violation is committed by:

- A free-throw shooter or his **team-mate** of the free-throw shooter on the last or only free throw, the ball shall be awarded to the opponents for a throw-in at the free-throw line extended unless that team is entitled to further possession.
- An **opponent** of the free-throw shooter, a substitute free throw shall be awarded to the free-throw shooter.
- **Both teams**, on the last or only free throw, a tap-off situation occurs.

Art. 44. Correctable errors

44.1. Definition

Officials may correct an error if a rule is inadvertently disregarded in the following situations only:

- Awarding an unmerited free throw(s).
- Failure to award a merited free throw(s).
- Erroneous awarding or cancelling of a point(s).
- Permitting the wrong player to attempt a free throw(s).

44.2. General procedure

44.2.1. To be correctable the above-mentioned errors must be recognized by the officials, commissioner, if present, or table officials before the ball becomes live following the first dead ball after the game clock has started following the error.

- 44.2.2. An official may stop the game immediately upon recognition of a correctable error, as long as neither team is placed at a disadvantage.
- 44.2.3. Any fouls committed, points scored, time used and additional activity which may have occurred after the error has occurred and before its recognition, shall remain valid.
- 44.2.4. After the correction of the error the game shall be resumed at the point it was stopped to correct the error, unless otherwise stated in these rules. The ball shall be awarded to the team entitled to the ball at the time the game was stopped for the correction of the error.
- 44.2.5. Once an error that is still correctable has been recognised, and
- the player involved in the correction of the error is on the team bench after being legally substituted, he must re-enter the playing court to participate in the correction of the error at which point he becomes a player. Upon completion of the correction, he may remain in the game unless a legal substitution has been requested again, in which case the player may leave the playing court.
 - the player was substituted due to his injury, having committed 5 fouls or having been disqualified, his substitute must participate in the correction of the error.
- 44.2.6. Correctable errors cannot be corrected after the crew chief has signed the scoresheet.
- 44.2.7. An error in scorekeeping, time-keeping or shot clock operations involving the score, number of fouls, number of time-outs, game clock and shot clock time consumed or omitted, may be corrected by the officials at any time before the crew chief signs the scoresheet.

44.3. Special procedure

44.3.1. Awarding an unmerited free throw(s).

The free throw(s) attempted as a result of the error shall be cancelled and the game shall be resumed as follows:

- If the game clock has not started, the ball shall be awarded for a throw-in at the free-throw line extended to the team whose free throws had been cancelled.
- If the game clock has started and:
 - The team in control of the ball or entitled to the ball at the time the error is recognised is the same team that was in control of the ball at the time the error occurred, or
 - Neither team is in control of the ball at the time the error is recognised, the ball shall be awarded to the team entitled to the ball at the time of the error.

- If the game clock has started and, at the time the error is recognised, the team in control of the ball or entitled to the ball is the opponent of the team that was in control of the ball at the time of the error, a tap-off situation occurs.
- If the game clock has started and, at the time the error is recognised, a foul penalty involving a free throw(s) has been awarded, the free throw(s) shall be administered and the ball shall be awarded for a throw-in to the team that was in control of the ball at the time the error occurred.

44.3.2. Failure to award a merited free throw(s).

- If there has been no change in possession of the ball since the error occurred, the game shall be resumed after correction of the error as after any normal free throw.
- If the same team scores after having been erroneously awarded possession of the ball for a throw-in, the error shall be disregarded.

44.3.3. Permitting the wrong player to attempt a free throw(s).

The free throw(s) attempted, and the possession of the ball if part of the penalty, shall be cancelled and the ball shall be awarded to the opponents for a throw-in at the free-throw line extended, unless penalties for further infractions are to be administered.

RULE EIGHT - OFFICIALS, TABLE OFFICIALS, GAME COMMISSIONER: DUTIES AND POWERS

Art. 45. Officials, table officials and commissioner

- 45.1. The **officials** shall be a **crew chief** and 1 or 2 umpire(s). They shall be assisted by the table officials and by a game commissioner if present.
- 45.2. The **table officials** shall be a scorer, an assistant scorer, a timer and a shot clock operator.
- 45.3. The **commissioner**, if present, shall sit between the scorer and the timer. His primary duties during the game are to supervise the work of the table officials, to oversee the Player ID cards and ensure that the teams do not exceed 14 points on the court and to assist the **crew chief** and umpire(s) in the smooth functioning of the game.
- 45.4. The officials of a given game should not be connected in any way with either team on the playing court.
- 45.5. **The officials, the table officials and the game commissioner shall conduct the game in accordance with these rules and have no authority to change them.**
- 45.6. The officials' uniform shall consist of an officials' shirt, long black trousers, black socks and black basketball shoes.
- 45.7. The officials and table officials shall be uniformly dressed.

Art. 46. Crew Chief: Duties and powers

The **crew chief** shall:

- 46.1. Inspect and approve all equipment to be used during the game.
- 46.2. Designate the official game clock, shot clock, stopwatch and recognise the table officials.
- 46.3. Select a game ball from at least 2 used balls provided by the home team. Should neither of these balls be suitable as the game ball, he may select the best quality ball available.
- 46.4. Not permit any player to wear objects that may cause injury to other players.
- 46.5. Administer a tap-off to **begin** the first period and a throw-in to **begin** all other periods.
- 46.6. Have the power to stop a game when conditions warrant it.

- 46.7. Have the power to determine that a team shall forfeit the game.
- 46.8. Carefully examine the scoresheet at the end of playing time or at any time he feels is necessary.
- 46.9. Approve and sign the scoresheet at the end of playing time, **terminating** the officials' administration and **connection** with the game. The officials' **power** shall **begin** when they arrive on the playing court 20 minutes before the game is scheduled to begin, and **end** when the game clock signal sounds for the end of the **game** as approved by the officials.
- 46.10. Record on the reverse side of the scoresheet, **in the dressing room before signing the scoresheet:**
- Any forfeit or disqualifying foul,
 - Any unsportsmanlike behaviour by players or team bench personnel that occurs prior to the 20 minutes before the game is scheduled to begin, or between the end of **the game** and the approval and signing of the scoresheet.
- In such a case, the **crew chief** (commissioner, if present) must send a detailed report to the organising body of the competition.
- 46.11. Make the final decision whenever necessary or when the officials disagree. To make a final decision he may consult the umpire(s), the commissioner, if present, and/or the table officials
- 46.12. Be authorised to approve before the game and use, if available, an Instant Replay System (IRS) to decide before he signs the scoresheet
- at the end of the period or extra period
 - whether a shot for a successful field goal was released before the game clock signal sounded for the end of the period.
 - whether and how much time shall be displayed on the game clock, if:
 - An out-of-bounds violation of the shooter occurred.
 - A shot clock violation occurred.
 - An 8-second violation occurred.
 - A foul was **committed** before the end of **the period or extra period**.
 - when the game clock shows 2:00 minutes or less in the fourth period and in each extra period,
 - whether a shot for a successful field goal was released before the shot clock signal sounded.
 - whether a shot for a field goal was released before any foul was **committed**.
 - to identify the player who has caused the ball to go out-of-bounds.
 - during any time of the game
 - whether the successful field goal shall count for 2 or 3 points.

- after a foul was committed on a player in his unsuccessful act of shooting for a field goal to identify whether 2 or 3 free throws shall be awarded.
 - after a malfunction of the game clock or the shot clock occurs, on how much time the clock(s) shall be corrected.
 - to identify the correct free-throw shooter.
 - to identify the involvement of team members and team followers during a fight.
- 46.13. Conduct directed checks of the wheelchair(s) to ensure that the teams are complying with Art. 3.1:
- If they have reason to believe a chair may be illegal or
 - If requested by a coach from one of the participating teams.
- 46.14. **Have the power to make decisions on any point not specifically covered by these rules.**

Art. 47. Officials: Duties and powers

- 47.1. The officials shall have the power to make decisions on infractions of the rules committed either within or outside the boundary line including the scorer's table, the team benches and the areas immediately behind the lines.
- 47.2. The officials shall blow their whistles when an infraction of the rules occurs, a period ends or the officials find it necessary to stop the game. The officials shall not blow their whistles after a successful field goal, a successful free throw or when the ball becomes live.
- 47.3. When deciding on a personal contact or violation, the officials shall, in each instance, have regard to and weigh up the following fundamental principles:
- The spirit and intent of the rules and the need to uphold the integrity of the game.
 - Consistency in application of the concept of 'advantage/disadvantage'. The officials should not seek to interrupt the flow of the game unnecessarily in order to penalise incidental personal contact which does not give the player responsible an advantage nor place his opponent at a disadvantage. In wheelchair basketball, slight contact can be regarded as incidental if a player tries to brake or to change the direction of his wheelchair.
 - Consistency in the application of common sense to each game, bearing in mind the abilities of the players concerned and their attitude and conduct during the game.
 - Consistency in the maintenance of a balance between game control and game flow, having a 'feeling' for what the participants are trying to do and calling what is right for the game.

- 47.4. Should a protest be filed by one of the teams, the crew chief (commissioner, if present) shall upon receipt of the protest reasons report in writing the incident to the organising body of the competition.
- 47.5. If an official is injured or for any other reason cannot continue to perform his duties within 5 minutes of the incident, the game shall be resumed. The remaining official(s) will officiate alone for the remainder until the end of the game, unless there is the possibility of replacing the injured official with a qualified substitute official. After consulting with the commissioner, if present, the remaining official(s) will decide upon the possible replacement.
- 47.6. For all international games, if verbal communication is necessary to make a decision clear, it shall be conducted in the English language.
- 47.7. **Each official has the power to make decisions within the limits of his duties, but has no authority to disregard or question decisions made by the other official(s).**
- 47.8. **The implementation and interpretation of the Official Basketball Rules by the officials, regardless if an explicit decision was made or not, is final and cannot be contested or disregarded, except in cases where a protest is allowed (see Annex C).**

Art. 48. Scorer and assistant scorer: Duties

- 48.1. The **scorer** shall be provided with a scoresheet and shall keep a record of:
- Teams, by entering the names and numbers of the players who are to begin the game and of all substitutes who enter the game. When there is an infraction of the rules regarding the 5 players to begin the game, substitutions or numbers of players, he shall notify the nearest official as soon as possible.
 - Running summary of points scored, by entering the field goals and the free throws made.
 - Fouls charged against each player. The scorer must notify an official immediately when 5 fouls are charged against any player. He shall record the fouls charged against each coach and must notify an official immediately when a coach should be disqualified. Similarly, he must notify an official immediately when a player has committed 2 technical fouls, or 2 unsportsmanlike fouls, or 1 technical and 1 unsportsmanlike foul that he should be disqualified.
 - Time-outs. He must notify the officials of the time-out opportunity when a team has requested a time-out and notify the coach through an official when the coach has no more time-out(s) left in a half or extra period.
 - The next alternating possession, by operating the alternating possession arrow. The scorer shall adjust the direction of the alternating possession arrow immediately after the end of the first half as the team shall exchange baskets for the second half.

- 48.2. The **scorer** shall also:
- Indicate the number of fouls committed by each player by raising, in a manner visible to both coaches, the marker with the number of fouls committed by that player.
 - Position the team foul marker on the scorer's table, at the end nearest to the bench of the team in the team foul penalty situation, when the ball becomes live following the fourth team foul in a period.
 - Effect substitutions.
 - Sound his signal **only** when the ball becomes dead and before the ball becomes live again. The sound of his signal does **not** stop the game clock or the game nor cause the ball to become dead.
- 48.3. The **assistant scorer** shall operate the scoreboard and assist the scorer. In the case of any discrepancy between the scoreboard and the scoresheet which cannot be resolved, the scoresheet shall take precedence and the scoreboard shall be corrected accordingly.
- 48.4. If a scorekeeping error is recognised in the scoresheet:
- During the game, the scorer must wait for the first dead ball before sounding his signal.
 - After the end of the playing time and before the scoresheet has been signed by the **crew chief**, the error shall be corrected, even if this correction influences the final result of the game.
 - After the scoresheet has been signed by the **crew chief**, the error may no longer be corrected. The **crew chief** or the commissioner, if present, shall send a detailed report to the organising body of the competition.
- 48.5. The **commissioner** or the **assistant scorer** shall assist the scorer by verifying the correctness of the total number of classification points of a team's five players on court. Should a team exceed the 14-point limit rule (see Art. 51.2), the commissioner or the assistant scorer shall notify the scorer who shall, in turn, inform the **crew chief** and a technical foul will be charged against the coach of the offending team.

Art. 49. Timer: Duties

- 49.1. The timer shall be provided with a game clock and a stopwatch and shall:
- Measure playing time, time-outs and intervals of play.
 - Ensure that the game clock signal sounds very loudly and automatically at the end of a period.
 - Use any means possible to notify the officials immediately if his signal fails to sound or is not heard.

49.2. The timer shall measure **playing time** as follows:

- Starting the game clock when:
 - During a tap-off, the ball is legally tapped by a player involved in the tap-off.
 - After an unsuccessful last or only free throw and the ball continues to be live, the ball touches or is touched by a player on the playing court.
 - During a throw-in, the ball touches or is legally touched by a player on the playing court.
- Stopping the game clock when:
 - Time expires at the end of a period, if not stopped automatically by the game clock itself.
 - An official blows his whistle while the ball is live.
 - A field goal is scored against a team which has requested a time-out.
 - A field goal is scored when the game clock shows 2:00 minutes or less in the fourth period and in each extra period.
 - The shot clock signal sounds while a team is in control of the ball.

49.3. The timer shall measure a **time-out** as follows:

- Starting the stopwatch immediately when the official blows his whistle and gives the time-out signal.
- Sounding his signal when 50 seconds of the time-out have elapsed.
- Sounding his signal when the time-out has ended.

49.4. The timer shall measure an **interval of play** as follows:

- Starting the stopwatch immediately when a previous period has ended.
- Notify the officials before the first and third period when 3 minutes, 1.5 minutes seconds remain until the beginning of the period.
- Sounding his signal before the second, fourth and each extra period when 30 seconds remain until the beginning of the period.
- Sounding his signal and simultaneously stopping the stopwatch immediately when an interval of play has ended.

Art. 50. Shot clock operator: Duties

The shot clock operator shall be provided with a shot clock which shall be:

50.1. **Started or restarted** when:

- On the playing court, a team gains control of a live ball. After that, the mere touching of the ball by an opponent does not start a new shot clock period if the same team remains in control of the ball.
- On a throw-in, the ball touches or is legally touched by any player on the playing court.

50.2. **Stopped, but not reset**, with the remaining time visible, when the same team that previously had control of the ball is awarded a throw-in as a result of:

- A ball having gone out-of-bounds.
- A player of the same team having been injured.
- A tap-off situation.
- A double foul.
- A cancellation of equal penalties against both teams.

50.3. **Stopped and reset to 24 seconds**, with no display visible, when:

- The ball legally enters the basket.
- The ball touches the ring of the opponent's basket (unless the ball lodges between the ring and the backboard) and it is controlled by the team that was not in control of the ball before it has touched the ring.
- The team is awarded a backcourt throw-in:
 - As the result of a foul or violation.
 - The game being stopped because of an action not connected with the team in control of the ball.
 - The game being stopped because of an action not connected with either team, unless the opponents would be placed at a disadvantage.
- The team is awarded free throw(s).
- The infraction of the rules is committed by the team in control of the ball.

50.4. **Stopped but not reset to 24 seconds**, with the remaining time visible, when the same team that previously had control of the ball is awarded a frontcourt throw-in and 14 seconds or more are displayed on the shot clock:

- As the result of a foul or violation.
- The game being stopped because of an action not connected with the team in control of the ball.
- The game being stopped because of an action not connected with either team, unless the opponents would be placed at a disadvantage.

50.5. **Stopped and reset to 14 seconds**, with 14 seconds visible, when:

- The same team that previously had control of the ball is awarded a frontcourt throw-in and 13 seconds or less are displayed on the shot clock:
 - As the result of a foul or violation.
 - The game being stopped because of an action not connected with the team in control of the ball.
 - The game being stopped because of an action not connected with either team, unless the opponents would be placed at a disadvantage.
- After the ball has touched the ring on an unsuccessful shot for a field goal, a last or only free throw, or on a pass, if the team which regains control of the ball is the same team that was in control of the ball before the ball touched the ring.

- 50.6. **Switched off**, after the ball becomes dead and the game clock has been stopped in any period when there is a new control of the ball for either team and there are fewer than 14 seconds on the game clock.

The shot clock signal does not stop the game clock or the game, nor causes the ball to become dead, unless a team is in a control of the ball.

RULE 9 - PLAYER CLASSIFICATION SYSTEM

Art. 51. Player Classification Points System

51.1. Definition

51.1.1. In order to play in a Main Official Competition of IWBF each player must be in possession of an Official Player Classification ID card issued by the Player Classification Commission of IWBF. Player Classification ID cards may be issued at an official tournament by the Player Classification Panel appointed by IWBF based on the observations of the classifiers in accordance with the principles contained in the Official Player Classification Handbook. This ID card contains among other things the point value the player has been assigned. Under the Regulations for Player Classification this point value can change during the tournament up until the Play-off round. It is the responsibility of the Commissioner, if present, at the scorer's table to determine the validity of the ID card and correct point value assigned to the player.

The valid player classifications in the IWBF are 1.0, 1.5, 2.0, 2.5, 3.0, 3.5, 4.0 and 4.5.

51.2. At no time in a game shall a team have players participating whose total points value exceed the 14-point limit.

Note: This total shall apply to the official competitions of IWBF as listed here. Variations in the points total may apply in other competitions.

- The main official competitions of IWBF:
- The World Championship for Men.
- The World Championship for Women.
- The Paralympic Tournaments for Men and Women.
- The World Championship for U23 Men.
- The World Championship for U25 Women.
- The Qualification tournaments for the World Championships for men, women, U25 women & U23 men.
- The Paralympic Qualifying Tournaments for Men and Women.


51.3. Penalty

If, at any time during a game, a team exceeds the 14-point limit, a technical foul will be charged to the coach with a correction in the line-up to be made at the same time.

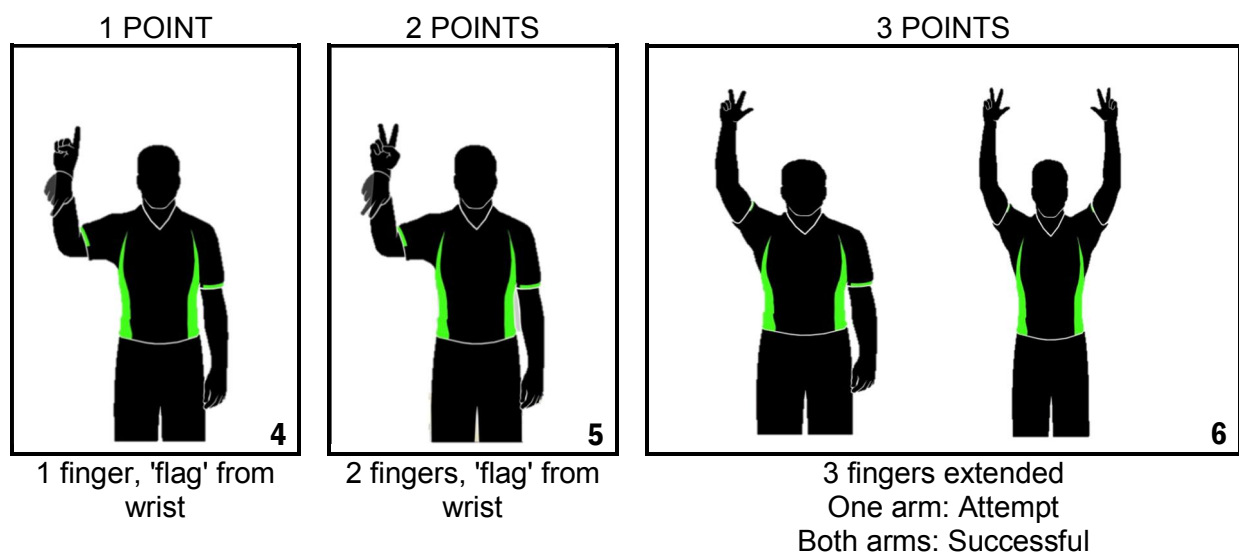
A. OFFICIALS' SIGNALS

- A.1. The hand signals illustrated in these rules are the only **valid** official signals.
- A.2. While reporting to the scorer's table it is strongly recommended to verbally support the communication (in international games in the English language).
- A.3. It is important that the table officials are familiar with these signals.

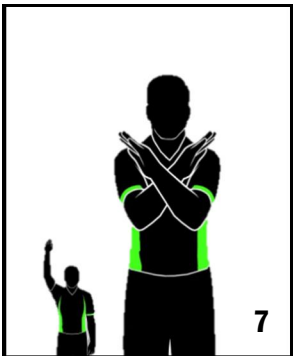
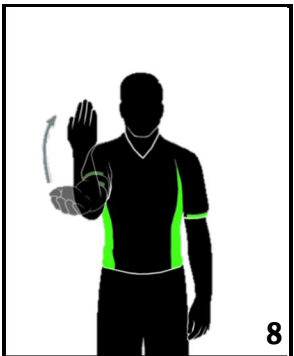


Game clock signals



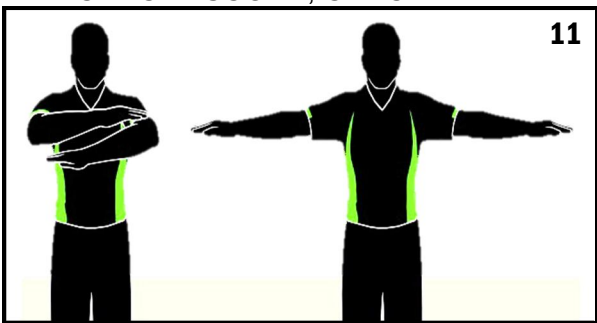
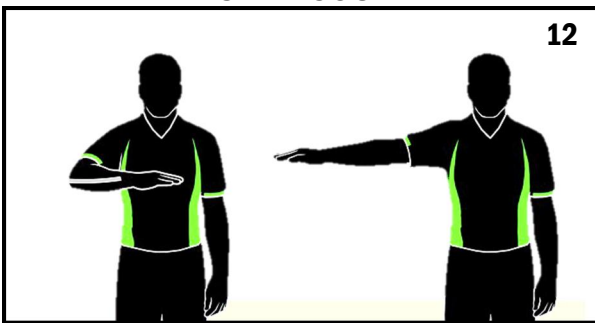
Scoring



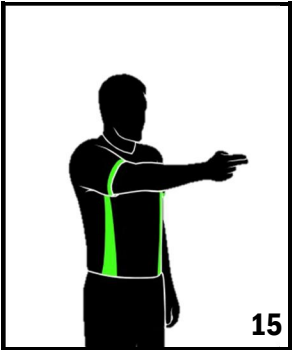



Substitution and Time-out


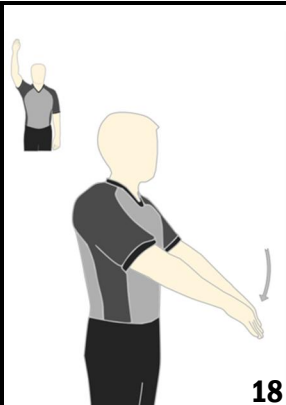
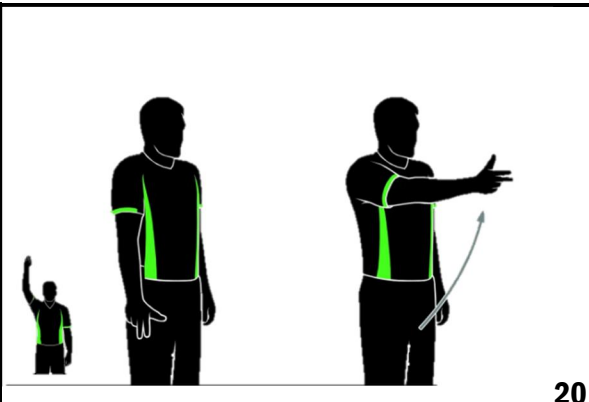



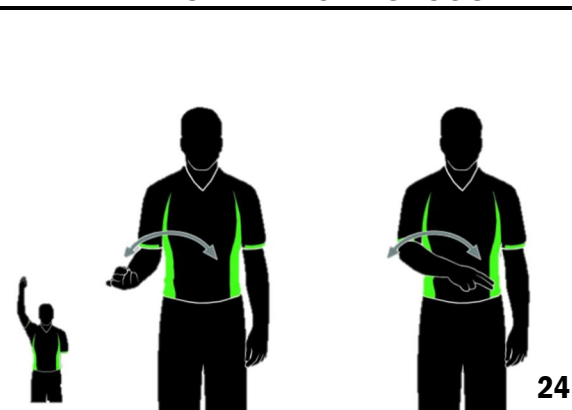
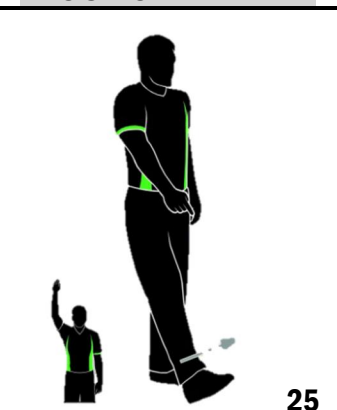
<p>SUBSTITUTION</p>  <p>7</p> <p>Cross forearms</p>	<p>BECKONING-IN</p>  <p>8</p> <p>Open palm, wave towards the body</p>	<p>CHARGED TIME-</p>  <p>9</p> <p>Form T, show index finger</p>	<p>MEDIA TIME-OUT</p>  <p>10</p> <p>Open arms with clenched fists</p>
--	--	---	--

Informative

<p>CANCEL SCORE, CANCEL PLAY</p>  <p>11</p> <p>Scissor-like action with arms, once across chest</p>	<p>VISIBLE COUNT</p>  <p>12</p> <p>Counting while moving the palm</p>
---	--

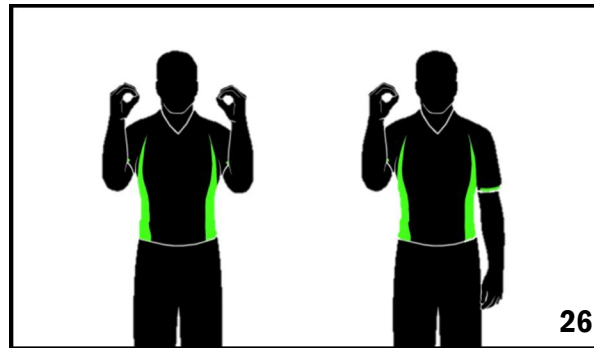
<p>COMMUNICATION</p>  <p>13</p> <p>Thumb up</p>	<p>SHOT CLOCK RESET</p>  <p>14</p> <p>Rotate hand, extend index finger</p>	<p>DIRECTION OF PLAY AND/OR OUT-OF-BOUNDS</p>  <p>15</p> <p>Point in direction of play, arm parallel to sidelines</p>	<p>HELD BALL/JUMP BALL SITUATION</p>  <p>16</p> <p>Thumbs up, then point in direction of play using alternating possession arrow</p>
--	---	---	---

Violations

<p>TRAVELLING</p>  <p>17</p>	<p>TOUCHING FLOOR WITH FEET OR FOOTREST</p>  <p>18</p>	<p>ILLEGAL DRIBBLE</p> <p>not applicable</p> <p>19</p>	
<p>3 SECONDS</p>  <p>20</p>	<p>5 SECONDS</p>  <p>21</p>	<p>8 SECONDS</p>  <p>22</p>	
<p>24 SECONDS</p>  <p>23</p>	<p>BALL RETURNED TO BACKCOURT</p>  <p>24</p>		<p>DELIBERATE KICK OR BLOCK OF THE BALL</p>  <p>25</p>

Number of Players

No. 00 and 0



Both hands show number 0

Right hand shows number 0

No. 1 - 5



Right hand shows number 1 to 5

No. 6 - 10



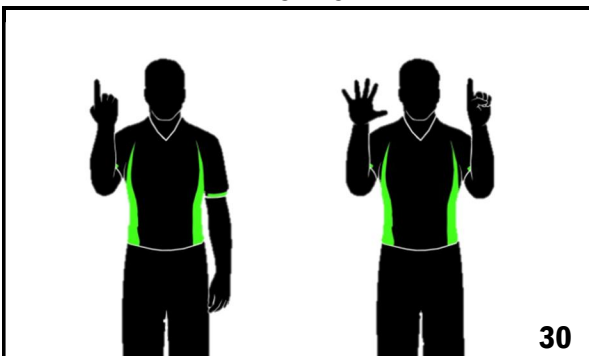
Right hand shows number 5, left hand shows number 1 to 5

No. 11 - 15



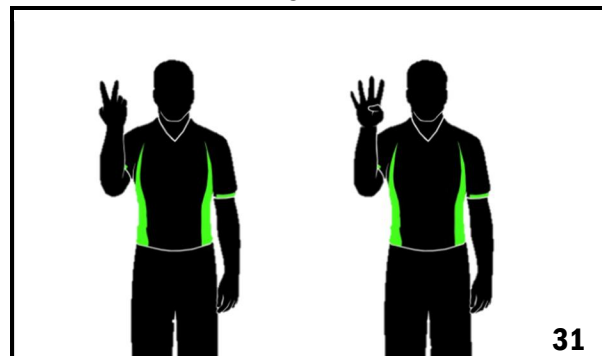
Right hand shows clenched fist, left hand shows number 1 to 5

No. 16



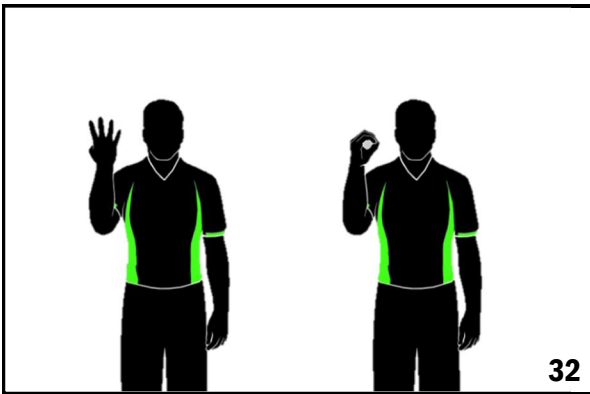
First reverse hand shows 1 for decade digit - then open hands show 6 for units digit

No. 24



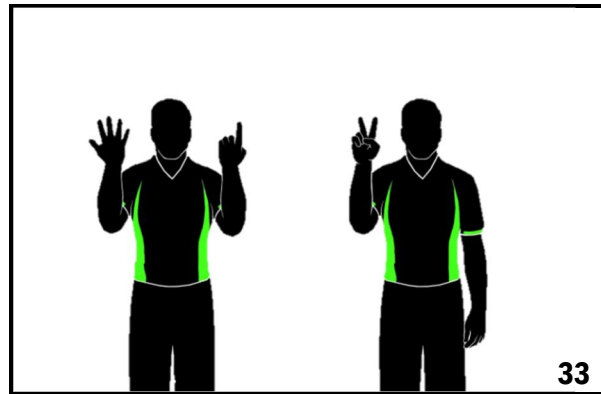
First reverse hand shows 2 for decade digit - then open hand shows 4 for units digit

No. 40



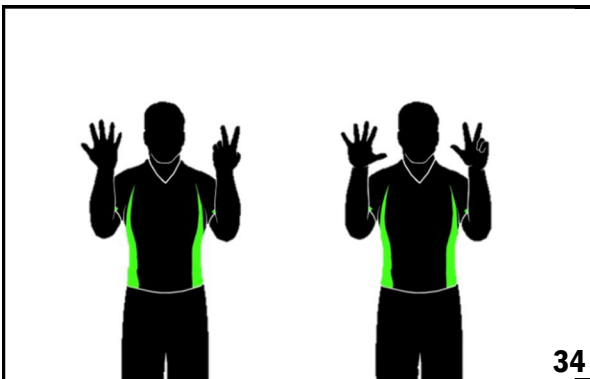
First reverse hand shows 4 for decade digit - then open hand shows 0 for units digit

No. 62



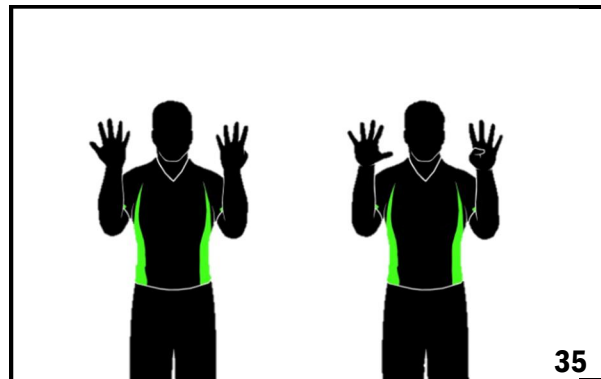
First reverse hands show 6 for decade digit - then open hand shows 2 for units digit

No. 78



First reverse hands show 7 for decade digit - then open hands show 8 for units digit

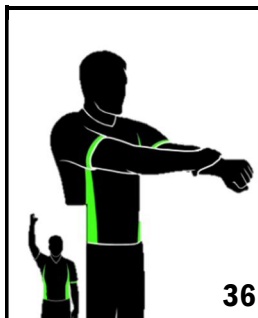
No. 99



First reverse hands show 9 for decade digit - then open hands show 9 for units digit

Type of Fouls

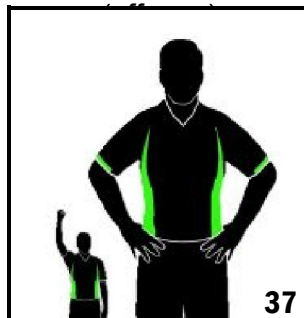
HOLDING



Grasp wrist downward

36


Blocking (defense),
Illegal Screen



Both hands on hips

37


PUSHING OR CHARGING
WITHOUT THE BALL



Imitate push

38

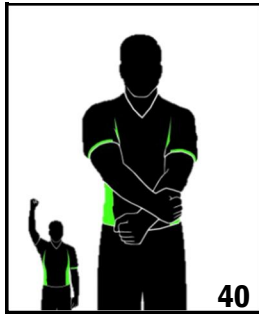
HANDCHECKING



Grab palm & forward motion

39


ILLEGAL USE OF HANDS



Strike wrist

40


CHARGING WITH THE BALL



Clenched fist strike open palm

41

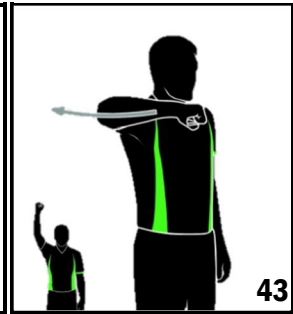
ILLEGAL CONTACT TO THE HAND



Strike the palm towards the other forearm

42

EXCESSIVE SWINGING OF ELBOW



Swing elbow backwards

43

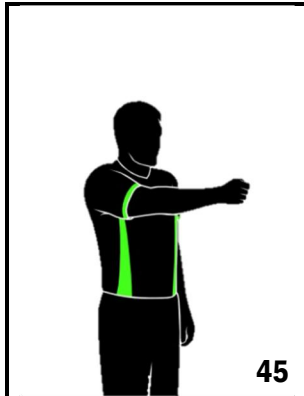
FOUL BY TEAM IN CONTROL OF THE BALL

HIT TO THE HEAD



Imitate the contact to the head

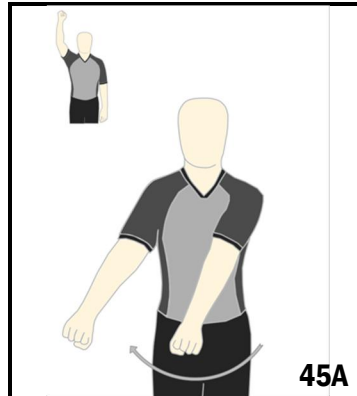
44



Point clenched fist towards basket of offending team

45

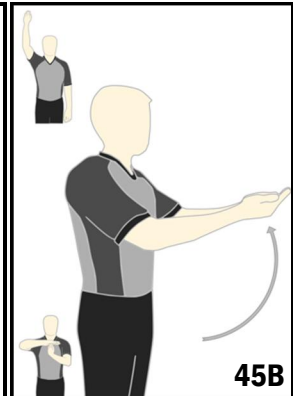
CROSSING TO EARLY IN OPPONENT'S PATH



Imitate movement of wheelchair with fists

45A

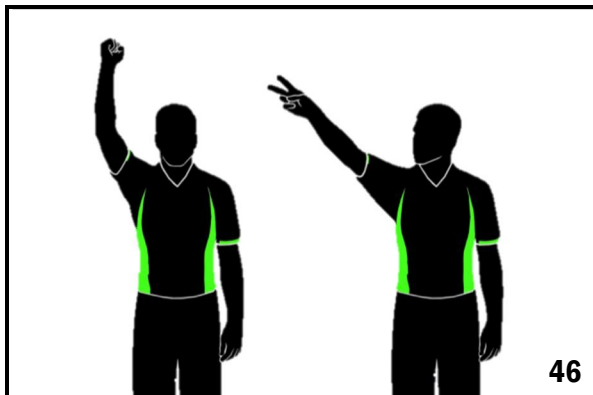
LIFTING



Imitate lifting with hands

45B

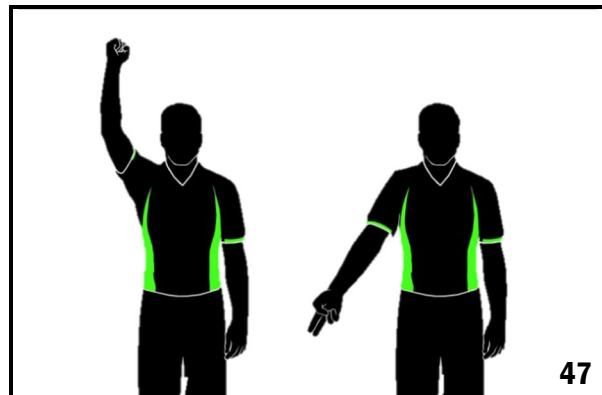
FOUL ON THE ACT OF SHOOTING



One arm with clenched fist, followed by indication of the number of free throws

46

FOUL NOT ON THE ACT OF SHOOTING



One arm with clenched fist, followed by pointing to the floor

47


Special Fouls

DOUBLE FOUL




Wave clenched fists on both hands

TECHNICAL FOUL



Form T, showing palms

UNSPORTSMANLIKE FOUL



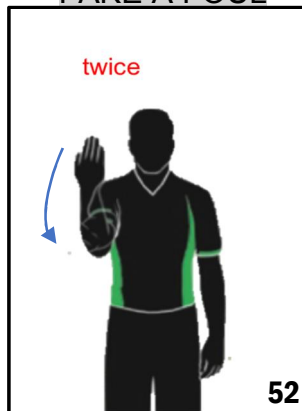
Grasp wrist upward

DISQUALIFYING FOUL



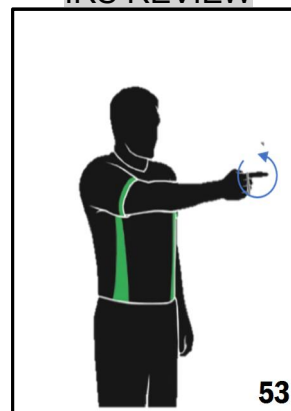
Clenched fists on both hands

FAKE A FOUL



Raise the lower arms twice

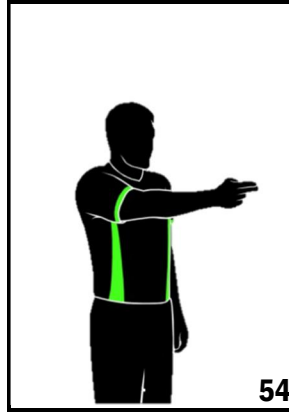
IRS REVIEW



Rotate hand with horizontal extended

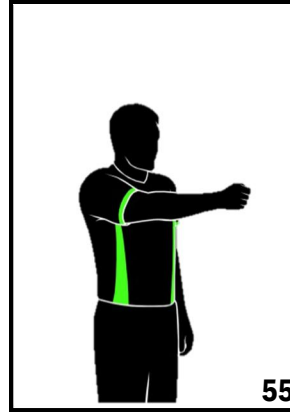
Foul Penalty Administration - Reporting to Table

AFTER FOUL
WITHOUT FREE
THROW(S)




Point in direction of
play, arm parallel to
sidelines

AFTER FOUL BY
TEAM IN CONTROL
OF THE BALL




Clenched fist in
direction of play, arm
parallel to sidelines

1 FREE THROW



Hold up 1 finger

2 FREE THROWS



Hold up 2 fingers

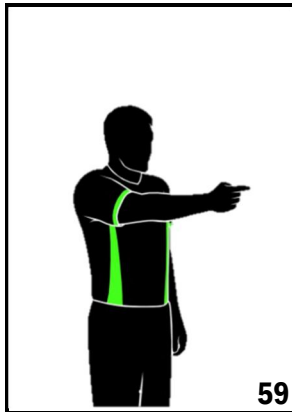
3 FREE THROWS



Hold up 3 fingers

Administrating Free Throws – Active Official (Lead)

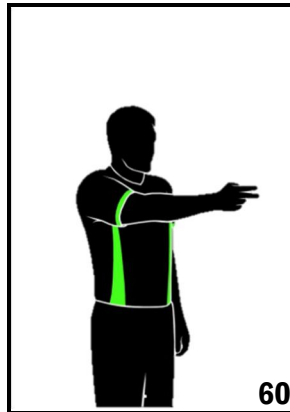
1 FREE THROW



1 finger horizontal

59

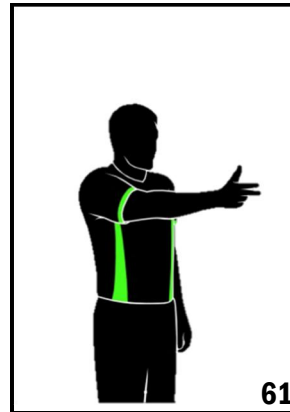
2 FREE THROWS



2 fingers horizontal

60

3 FREE THROWS



3 fingers horizontal

61

Administrating Free Throws – Passive Official (Trail & Center)

1 FREE THROW



Index finger

62


2 FREE THROWS



Fingers together
on both hands

63

3 FREE THROWS



3 fingers extended
on both hands

64

Diagram 8 – Officials' signals

- B.1. The scoresheet shown in Diagram 9 is the one approved by the IWBF Technical Commission.
- B.2. It consists of 1 original and 3 copies, each of a different colour of paper. The original, on white paper, is for IWBF. The first copy, on blue paper, is for the organising body of the competition, the second copy, on pink paper, is for the winning team, and the last copy, on yellow paper, is for the losing team.

Note:

1. The scorer shall use 2 different colours of pen, RED for the first and third period and BLUE or BLACK for the second and fourth period. For all extra periods, all records shall be made in BLUE or BLACK (same colour as for the second and fourth period).
2. The scoresheet may be prepared and completed electronically.

B.3. **At least 40 minutes before the game is scheduled to begin**, the scorer shall prepare the scoresheet in the following manner:

B.3.1. He shall enter the names of the 2 teams in the space at the top of the scoresheet. The **team 'A'** shall always be the local (home) team or for tournaments or games on a neutral playing court, the first team named in the schedule. The other team shall be **team 'B'**.

B.3.2. He shall then enter:

- The name of the competition.
- The number of the game.
- The date, the time and the place of the game.
- The names of the crew chief and the umpire(s) and their nationality (IOC code).



INTERNATIONAL WHEELCHAIR BASKETBALL FEDERATION

SCORESHEET

Team A	HOOPERS	Team B	POINTERS
Competition	WCM	Date	22. 11. 2017
Game No.	5	Time	20:00
Place	GENEVA	Crew chief	WALTON, M. (USA)
		Umpire 1	CHANG, Y. (CHN)
		Umpire 2	BARTOK, K. (HUN)

Diagram 10 Top of the scoresheet

B.3.3. Team 'A' shall occupy the upper part of the scoresheet, team 'B' the lower part.

- B.3.3.1. In the first column, the scorer shall enter the number (last 3 digits) of each player's licence. For tournaments, the number of the player's licence shall only be indicated for the first game played by his team.
- B.3.3.2. In the second column, the scorer shall enter each player's name and initials in the order of the shirt numbers, all in BLOCK CAPITAL letters, using the list of team members as provided by the coach or his representative. The captain of the team shall be indicated by entering (CAP) immediately after his name.
- B.3.3.3. If a team presents fewer than 12 players, the scorer shall draw a line through the spaces for the player's licence number, name, number, player in, in the line below the last entered player. If there are less than 11 players the horizontal line shall be drawn horizontally until reaching the player fouls section and continue diagonally down to the bottom.

Licence no.	Players	No.	Player in	Fouls				
				1	2	3	4	5
001	MAYER, F.	5						
002	JONES, M.	8						
003	SMITH, E.	9						
004	FRANK, Y.	12						
010	NANCE, L.	18						
012	KING, H. (CAP)	22						
014	WONG, P.	24						
015	RUSH, S.	25						
021	MARTINEZ, M.	33						
022	SANCHEZ, N.	42						
Coach LOOR, A. <i>[Signature]</i>								
Assistant Coach MONTA, B.								

Diagram 10 – Teams on the scoresheet (before the game)

- B.3.4. At the bottom of each team's section, the scorer shall enter (in BLOCK CAPITAL letters) the names of the team's coach and assistant coach.
- B.4. At least 10 minutes before the game is scheduled to begin each coach shall:**
 - B.4.1. Confirm his agreement with the names, the classification and the corresponding numbers of his team members.
 - B.4.2. Confirm the names of the coach and assistant coach. If there is no coach and no assistant coach the captain shall act as player coach and shall be entered with a (CAP) behind his name.

Coach	KING, H. (CAP)			
Assistant Coach				

B.8. Fouls

- B.8.1. Player fouls may be personal, technical, unsportsmanlike or disqualifying and shall be recorded against the player.
- B.8.2. Fouls committed by team bench personnel may be technical or disqualifying and shall be recorded against the coach.
- B.8.3. All fouls shall be recorded as follows:
- B.8.3.1. A personal foul shall be indicated by entering a 'P'.
- B.8.3.2. A technical foul against a player shall be indicated by entering a 'T'. A second technical foul shall also be indicated by entering a 'T', followed by a 'GD' for the game disqualification in the following space.
- B.8.3.3. A technical foul against the coach for his personal unsportsmanlike behaviour shall be indicated by entering a 'C'. A second similar technical foul shall also be indicated by entering a 'C', followed by a 'GD' in the following space.
- B.8.3.4. A technical foul against the coach for any other reason shall be indicated by entering a 'B'. A third technical foul (one of them could be a 'C') shall be indicated by entering a 'B' or 'C', followed by a 'GD' in the following space.
- B.8.3.5. An unsportsmanlike foul against a player shall be indicated by entering an 'U'. A second unsportsmanlike foul shall also be indicated by entering an 'U', followed by a 'GD' in the next following space.
- B.8.3.6. A technical foul against a player with an earlier unsportsmanlike foul or an unsportsmanlike foul against a player with an earlier technical foul shall also be indicated by entering an 'U' or 'T' followed by a 'GD' in the next following space.
- B.8.3.7. A disqualifying foul shall be indicated by entering a 'D'.
- B.8.3.8. Any foul involving a free throw(s) shall be indicated by adding the corresponding number of free throws (1, 2 or 3) beside the 'P', 'T', 'C', 'B', 'U' or 'D'.
- B.8.3.9. All fouls against both teams involving penalties of the same severity and cancelled according to Art. 42 shall be indicated by adding a small 'c' beside the 'P', 'T', 'C', 'B', 'U' or 'D'.
- B.8.3.10. A disqualifying foul against an assistant coach, substitute, excluded player or an accompanying delegation member, including for leaving the team bench area in a fighting situation, shall be indicated as a technical foul against the coach by entering a 'B₂'.

B.8.3.11. At the end of the second period and the end of the game, the scorer shall draw a thick line between the spaces that have been used and those that have not been used.

At the end of the game, the scorer shall obliterate the remaining spaces with a thick horizontal line.

B.8.3.12. **Examples for disqualifying fouls on team bench personnel:**

A disqualifying foul against a substitute shall be recorded as follows:

001	MAYER, F.	5	⊗	D				
-----	-----------	---	---	---	--	--	--	--

And

Coach	LOOR, A.	B ₂		
Assistant Coach	MONTA, B.			

A disqualifying foul against an assistant coach shall be recorded as follows:

Coach	LOOR, A.	B ₂		
Assistant Coach	MONTA, B.	D		

A disqualifying foul against an excluded player after his fifth foul shall be recorded as follows:

015	RUSH, S.	25	⊗	T ₁	P ₃	P ₂	P ₁	P ₂	D
-----	----------	----	---	----------------	----------------	----------------	----------------	----------------	---

And

Coach	LOOR, A.	B ₁		
Assistant Coach	MONTA, B.			

B.8.3.13. **Examples for disqualifying fouls (Fighting):**

Disqualifying fouls against team bench personnel for leaving the team bench area (0) shall be recorded as shown below. In all remaining foul spaces of the disqualified person an 'F' shall be entered.

If only the coach is disqualified:

Coach	LOOR, A.	D ₂	F	F
Assistant Coach	MONTA, B.			

If only the assistant coach is disqualified:

Coach	LOOR, A.	B ₂		
Assistant Coach	MONTA, B.	F	F	F

If both the coach and the assistant coach are disqualified:

Coach	LOOR, A.	D ₂	F	F
Assistant Coach	MONTA, B.	F	F	F

If the substitute has fewer than 4 fouls, then an 'F' shall be entered in all remaining foul spaces:

003	SMITH, E.	9	⊗	P ₂	P ₂	F	F	F
-----	-----------	---	---	----------------	----------------	---	---	---

If it is the substitute's fifth foul, then an 'F' shall be entered inside the last foul space:

002	JONES, M.	8	⊗	T ₁	P ₃	P ₁	P ₂	F
-----	-----------	---	---	----------------	----------------	----------------	----------------	---

If the excluded player has already committed 5 fouls (fouled out), then an 'F' shall be entered in the column after the last foul:

015	RUSH, S.	25	×	T ₁	P ₃	P ₂	P ₁	P ₂	F
-----	----------	----	---	----------------	----------------	----------------	----------------	----------------	---

In addition to the above examples of the players Smith, Jones and Rush, or if a team follower is disqualified, a technical foul shall be entered:

Coach	LOOR, A.	B ₂		
Assistant Coach	MONTA, B.			

Note: Technical or disqualifying fouls according to 0 shall not count as team fouls.

B.9. Team fouls

- B.9.1. For each period, 4 spaces are provided in the scoresheet (immediately below the team's name and above the players' names) to enter the team fouls.
- B.9.2. Whenever a player commits a personal, technical, unsportsmanlike or disqualifying foul, the scorer shall record the foul against the team of that player by marking a large 'X' in the designated spaces in turn.

B.10. The running score

- B.10.1. The scorer shall keep a chronological running summary of the points scored by each team.
- B.10.2. There are 4 columns on the scoresheet for running score.
- B.10.3. Each column is divided again into 4 columns. The 2 on the left are for team 'A' and the 2 on the right for team 'B'. The centre columns are for the running score (160 points) for each team.

The scorer shall:

First, draw a diagonal line (/) for any valid field goal scored and a filled circle (●) for any valid free throw scored, over the **new total** number of points as accumulated by the team that has just scored.

Then, in the blank space on the same side of the new total number of points (beside the new / or ●), enter the number of the player who scored the field goal or the free throw.

B.11. The running score: Additional instructions

- B.11.1. A 3-point field goal scored by a player shall be recorded by drawing a circle around the player's number.
- B.11.2. A field goal accidentally scored by a player in his own basket shall be recorded as having been scored by the captain of the opposing team on the playing court.
- B.11.3. Not applicable for wheelchair basketball.
- B.11.4. At the end of each period, the scorer shall draw a thick circle (●) around the latest number of points scored by each team, followed by a thick horizontal line under those points and under the number of each player who scored those last points.
- B.11.5. At the beginning of each period the scorer shall continue to keep a chronological running summary of the points scored from the point of interruption.
- B.11.6. Whenever possible, the scorer should check his running score with the visual scoreboard. If there is a discrepancy, and his score is correct, he shall immediately take steps to have the scoreboard corrected. If in doubt or if one of the teams raises an objection to the correction, he shall inform the crew chief as soon as the ball becomes dead and the game clock is stopped.

	A		B
	1	●	6
	2	●	6
(6)	3	/	3
	4	/	4
11	5	/	5 (5)
11	●	●	5
	7	/	7
10	8	/	8
	9	/	9 (10)
(10)	10	/	10
	11	/	11
	12	/	12 (7)
4	13	/	13 7
5	14	/	14
5	(15)	/	15 6
	16	/	16
5	17	/	17
	18	/	18 (6)
6	19	/	19
	20	/	20 9
	21	/	21
(11)	22	/	22 9
	23	/	23 9
11	24	/	24
	25	/	25 7
	26	/	26 7
(5)	27	/	27
	28	/	28 (6)
10	29	/	29
	30	/	30 8
4	31	/	31
	32	/	32 5
4	33	/	33 5
4	●	34	
	35	/	35 10
10	36	/	36
	37	/	37 12
	38	/	38
(10)	39	/	39 12
10	40	/	40 12

Diagram 12
Running score

B.11.7. The officials may correct any error in scorekeeping involving the score, number of fouls or number of time-outs under the provisions of the rules. The crew chief shall sign the corrections. Extensive corrections shall be documented on the reverse side of the scoresheet.

B.12. The running score: Summing up

B.12.1. At the end of each period, the scorer shall enter the score of that period in the proper section in the lower part of the scoresheet.

B.12.1. Immediately at the end of the game, the scorer shall enter the time in the 'Game ended at (hh:mm)' column.

B.12.3. At the end of the game, the scorer shall draw 2 thick horizontal lines under the final number of points scored by each team and the numbers of the players who scored those last points. He shall also draw a diagonal line to the bottom of the column in order to obliterate the remaining numbers (running score) for each team.

B.12.4. At the end of the game, the scorer shall enter the final score and the name of the winning team.

B.12.5. The scorer shall then enter his surname, in block capital letters, on the scoresheet, after this has been done by the assistant scorer, timer and the shot clock operator. Then all table officials shall sign next to their names.

B.12.6. Once signed by the umpire(s), the crew chief shall be the last to approve and sign the scoresheet. This act terminates the officials' administration in connection with the game.

Note: Should the captain (CAP) sign the scoresheet under protest (using the 'Captain's signature in case of protest' column), the table officials and the umpire(s) shall remain at the disposal of the crew chief until he gives them the permission to leave.

7	70	70	6
7	71	71	
7	72	72	6
	73	73	
9	74	74	
	75	75	
11	76	76	
	77	77	
	78	78	
	79	79	
	80	80	

Diagram 13 Summing up

Scorer	<u>N. MAIER</u> <i>SM</i>	Scores	Period ①	A <u>15</u>	B <u>18</u>
Assistant scorer	<u>O. SABAY</u> <i>OS</i>		Period ②	A <u>19</u>	B <u>10</u>
Timer	<u>R. LEBLANC</u> <i>RL</i>		Period ③	A <u>26</u>	B <u>19</u>
Shot clock operator	<u>K. AUSTIN</u> <i>KA</i>		Period ④	A <u>16</u>	B <u>25</u>
			Extra periods	A <u>—</u>	B <u>—</u>
Crew chief	<u>M. Walton</u>	Final Score	Team A	<u>76</u>	Team B <u>72</u>
Umpire 1	<u>Y. Chang</u>	Name of winning team	<u>HOOPERS</u>		
Umpire 2	<u>K. Bartok</u>	Game ended at (hh:mm)	<u>21:50</u>		
Captain's signature in case of protest	_____				

Diagram 14 – Bottom of the scoresheet

C. PROTEST PROCEDURE

If, during a IWBF official competition, a team believes its interests have been adversely affected by a decision of an official [referee or umpire(s)] or by any event that took place during a game, it must proceed in the following manner:

- C.1. A team may file a protest if its interests have been adversely affected by
- a) an error in scorekeeping, time-keeping or shot clock operations, which was not corrected by the officials.
 - b) a decision to forfeit, cancel, postpone, not resume or not play the game.
 - c) a violation of the applicable eligibility rules.
- C.2. In order to be admissible, a protest shall comply with the following procedure:
- a) The captain (CAP) of that team shall, no later than 15 minutes following the end of the game, inform the crew chief that his team is protesting the result of the game and sign the scoresheet in the 'Captain's signature in case of protest' column.
 - b) The team shall submit the protest reason in writing no later than 1 hour following the end of the game.
 - c) A fee of USD 1,500 shall be applied to each protest and shall be paid in case the protest is rejected.
- C.3. The crew chief shall, following receipt of the protest reasons, report in writing the incident which leads to the protest, to the IWBF representative or to the competent body.
- C.4. The competent body shall issue any procedural requests which it deems appropriate and shall decide on the protest as soon as possible, and in any event no later than 24 hours following the end of the game. The competent body shall use any reliable evidence and can take any appropriate decision, including without limitation partial or full replay of the game. The competent body may not decide to change the result of the game unless there is clear and conclusive evidence that, had it not been for the error that gave rise to the protest, the new result would have certainly materialised.
- C.5. The decision of the competent body is also considered as a field of play rule decision and is not subject to further review or appeal. Exceptionally, decisions on eligibility may be appealed as provided for in the applicable regulations.

C.6. Special rules for IWBF competitions or competitions which do not provide otherwise in their regulations:

In case the competition is in tournament format, the competent body for all protests shall be the Tournament Technical Committee (see IWBF Internal Regulations).

In case of home and away games, the competent body for protests relating to eligibility issues shall be the IWBF CLME. For all other issues giving rise to a protest, the competent body shall be IWBF acting through one or more persons with expertise on the implementation and interpretation of the Official Basketball Rules (see IWBF Internal Regulations).

D.2.2. **Example 2**

A vs. B 100 – 55 B vs. C 100 – 85
 A vs. C 90 – 85 B vs. D 75 – 80
 A vs. D 120 – 75 C vs. D 65 – 55

Team	Games played	Wins	Losses	Points	Goals	Goal difference
A	3	3	0	6	310 : 215	+ 95
B	3	1	2	4	230 : 265	- 35
C	3	1	2	4	235 : 245	- 10
D	3	1	2	4	210 : 260	- 50

Therefore 1st A

Classification of the games between B, C, D:

Team	Games played	Wins	Losses	Points	Goals	Goal difference
B	2	1	1	3	175 : 165	+ 10
C	2	1	1	3	150 : 155	- 5
D	2	1	1	3	135 : 140	- 5

Therefore 2nd B, 3rd C - winner against D, 4th D

D.2.3. **Example 3**

A vs. B 85 – 90 B vs. C 100 – 95
 A vs. C 55 – 100 B vs. D 75 – 85
 A vs. D 75 – 120 C vs. D 65 – 55

Team	Games played	Wins	Losses	Points	Goals	Goal difference
A	3	0	3	3	215 : 310	- 95
B	3	2	1	5	265 : 265	0
C	3	2	1	5	260 : 210	+ 50
D	3	2	1	5	260 : 215	+ 45

Therefore 4th A

Classification of the games between B, C, D:

Team	Games played	Wins	Losses	Points	Goals	Goal difference
B	2	1	1	3	175 : 180	- 5
C	2	1	1	3	160 : 155	+ 5
D	2	1	1	3	140 : 140	0

Therefore 1st C 2nd D 3rd B

D.2.4 **Example 4**

A vs. B 85 – 90 B vs. C 100 – 90
 A vs. C 55 – 100 B vs. D 75 – 85
 A vs. D 75 – 120 C vs. D 65 – 55

Team	Games played	Wins	Losses	Points	Goals	Goal difference
A	3	0	3	3	215 : 310	- 95
B	3	2	1	5	265 : 260	+ 5
C	3	2	1	5	255 : 210	+ 45
D	3	2	1	5	260 : 215	+ 45

Therefore 4th A

Classification of the games between B, C, D:

Team	Games played	Wins	Losses	Points	Goals	Goal difference
B	2	1	1	3	175 : 175	0
C	2	1	1	3	155 : 155	0
D	2	1	1	3	140 : 140	0

Therefore 1st B, 2nd C, 3rd D

D.2.5 **Example 5**

A vs. B 100 – 55 B vs. F 110 - 90
 A vs. C 85 – 90 C vs. D 55 - 60
 A vs. D 120 – 75 C vs. E 90 - 75
 A vs. E 80 – 100 C vs. F 105 - 75
 A vs. F 85 – 80 D vs. E 70 - 45
 B vs. C 100 – 95 D vs. F 65 – 60
 B vs. D 80 – 75 E vs. F 75 – 80
 B vs. E 75 – 80

Team	Games played	Wins	Losses	Points	Goals	Goal difference
A	5	3	2	8	470 : 400	+ 70
B	5	3	2	8	420 : 440	- 20
C	5	3	2	8	435 : 395	+ 40
D	5	3	2	8	345 : 360	- 15
E	5	2	3	7	375 : 395	- 20
F	5	1	4	6	385 : 440	- 55

Therefore 5th E, 6th F

Classification of the games between A, B, C, D:

Team	Games played	Wins	Losses	Points	Goals	Goal difference
A	3	2	1	5	305 : 220	+ 85
B	3	2	1	5	235 : 270	- 35
C	3	1	2	4	240 : 245	- 5
D	3	1	2	4	210 : 255	- 45

Therefore: 1st A – winner against B, 3rd D - winner against C
 2nd B, 4th C

D.2.6 **Example 6**

A vs. B	71 – 65	B vs. F	95 - 90
A vs. C	85 – 86	C vs. D	95 - 100
A vs. D	77 – 75	C vs. E	82 - 75
A vs. E	80 – 86	C vs. F	105 - 75
A vs. F	85 – 80	D vs. E	68 - 67
B vs. C	88 – 87	D vs. F	65 – 60
B vs. D	80 – 75	E vs. F	80 – 75
B vs. E	75 – 76		

Team	Games played	Wins	Losses	Points	Goals	Goal difference
A	5	3	2	8	398 : 392	+ 6
B	5	3	2	8	403 : 399	+ 4
C	5	3	2	8	455 : 423	+ 32
D	5	3	2	8	383 : 379	+ 4
E	5	3	2	8	384 : 380	+ 4
F	5	0	5	5	380 : 430	- 50

Therefore 6th F

Classification of the games between A, B, C, D, E:

Team	Games played	Wins	Losses	Points	Goals	Goal difference
A	4	2	2	6	313 : 312	+ 1
B	4	2	2	6	308 : 309	- 1
C	4	2	2	6	350 : 348	+ 2
D	4	2	2	6	318 : 319	- 1
E	4	2	2	6	304 : 305	- 1

Therefore: 1st C, 2nd A

Classification of the games between B, D, E:

Team	Games played	Wins	Losses	Points	Goals	Goal difference
B	2	1	1	3	155 : 151	+ 4
D	2	1	1	3	143 : 147	- 4
E	2	1	1	3	143 : 143	0

Therefore: 3rd B 4th E 5th D

D.2.7 Example 7

A vs. B	73 – 71	B vs. F	95 - 90
A vs. C	85 – 86	C vs. D	95 - 96
A vs. D	77 – 75	C vs. E	82 - 75
A vs. E	90 – 96	C vs. F	105 - 75
A vs. F	85 – 80	D vs. E	68 - 67
B vs. C	88 – 87	D vs. F	80 – 75
B vs. D	80 – 79	E vs. F	80 – 75
B vs. E	79 – 80		

Team	Games played	Wins	Losses	Points	Goals	Goal difference
A	5	3	2	8	410 : 408	+ 2
B	5	3	2	8	413 : 409	+ 4
C	5	3	2	8	455 : 419	+ 36
D	5	3	2	8	398 : 394	+ 4
E	5	3	2	8	398 : 394	+ 4
F	5	0	5	5	395 : 445	- 50

Therefore 6th F

Classification of the games between A, B, C, D, E:

Team	Games played	Wins	Losses	Points	Goals	Goal difference
A	4	2	2	6	325 : 328	- 3
B	4	2	2	6	318 : 319	- 1
C	4	2	2	6	350 : 344	+ 6
D	4	2	2	6	318 : 319	- 1
E	4	2	2	6	318 : 319	- 1

Therefore: 1st C 5th A

Classification of the games between B, D, E:

Team	Games played	Wins	Losses	Points	Goals	Goal difference
B	2	1	1	3	159 : 159	0
D	2	1	1	3	147 : 147	0
E	2	1	1	3	147 : 147	0

Therefore 2nd B, 3rd D - winner against E, 4th E

D.3. Forfeit

D.3.1. A team which, without valid reason, fails to show up for a scheduled game or withdraws from the playing court before the end of the game, shall lose the game by forfeit and receive zero (0) points in the classification.

D.3.2. If the team forfeits for the second time, the results of all games played by this team shall be nullified.

D.4 Home and away games (aggregate score)

D.4.1. For a 2-games home and away total points series (aggregated score) competition system the 2 games shall be considered as 1 game of 80 minutes duration.

D.4.2. If the score is tied at the end of the 1st game, no extra period shall be played.

D.4.3. If the aggregated score of both games is tied, the 2nd game shall continue with as many extra periods of 5 minutes as necessary to break the tie.

D.4.4. The winner of the series shall be the team that

- is the winner of both games.
- has scored the greater number of the aggregated points at the end of the 2nd game, if both teams have won 1 game.

D.5 Examples

D.5.1 Example 1

A vs B 80 – 75
 B vs A 72 – 73
 Team A is the winner of series (winner of both games)

D.5.2 Example 2

A vs B 80 – 75
 B vs A 73 – 72
 Team A is the winner of series (aggregate score A 152 – B 148)

D.5.3 Example 3

A vs B 80 – 80

B vs A 92 – 85

Team B is the winner of series (aggregate score A 165 – B 172). No extra period for the 1st game.

D.5.4 Example 4

A vs B 80 – 85

B vs A 75 – 75

Team B is the winner of series (aggregate score A 155 – B 160). No extra period for the 2nd game.

D.5.5 Example 5

A vs B 83 – 81

B vs A 79 – 77

Aggregate score A 160 – B 160. After extra period(s) of the 2nd game:

B vs A 95 – 88

Team B is the winner of series (aggregate score A 171 – B 176).

E. MEDIA TIME-OUTS

E.1. Definition

The organising body of the competition may decide for itself whether Media time-outs shall be applied and, if so, of what duration (60, 75, 90 or 100 seconds).

E.2 Rule

E.2.1 In each period 1 Media time-out is permitted, in addition to the regular time-outs. Media time-outs in extra periods are not permitted.

E.2.2 The first time-out in each period (team or Media) shall be 60, 75, 90 or 100 seconds in duration.

E.2.3 The duration of all other time-outs in a period shall be 60 seconds.

E.2.4 Both teams shall be entitled to 2 time-outs during the first half and 3 time-outs during the second half.

These time-outs may be requested at any time during the game and their duration may be:

- If considered to be a Media time-out 60, 75, 90 or 100 seconds, i.e. the first in a period, or
- If not considered to be a Media time-out 60 seconds, i.e. requested by either team, after the Media time-out has been granted.

E.3 Procedure

E.3.1 Ideally, the Media time-out shall be taken before the 5 minutes remaining in the period. However, there is **no** guarantee that this will be the case.

E.3.2 If neither team has requested a time-out before the last 5 minutes remaining in the period then a Media time-out shall be granted at the first opportunity when the ball becomes dead and the game clock is stopped. This time-out will not be charged against either team.

E.3.3 If either team is granted a time-out before the last 5 minutes remaining in the period, that time-out shall be used as a Media time-out.

This time-out shall count as both a Media time-out and a time-out for the team requesting it.

E.3.4 According to this procedure, there would be a minimum of 1 time-out in each period and a maximum of 6 time-outs in the first half and a maximum of 8 time-outs in the second half.



**END OF RULES
and
GAME PROCEDURES**

INDEX TO THE RULES

24 seconds.....	40
3 seconds.....	39
3-point field goal area.....	10
4 fouls by team.....	58
5 fouls.....	17, 58
5 seconds.....	60
closely guarded player.....	39
throw-in.....	30
8 seconds.....	39
Act of shooting	
definition.....	28
foul on player.....	51
All-in-ones.....	18
Alternating possession.....	24
Ankle braces.....	19
Compression sleeves.....	19
Assistant coach	
duties and powers.....	21
scoresheet.....	21
Assistant scorer	
duties.....	69
Backcourt	
definition.....	9
Ball	
control.....	27
dead.....	23
enters basket from below.....	29
enters own basket.....	29
kicking.....	27
live.....	23
status.....	23
striking with the fist.....	27
within basket.....	29
Ball lodges between ring and backbord.....	25
Basket	
ball enters from below.....	29
ball enters own.....	29
ball within.....	29
change for the second half.....	23
opponents'.....	8
own.....	8

Basketball	
equipment	14
Beginning of a period	23
Beginning of the game	23
Blocking.....	49
Boundary lines	9
Captain	
acting as coach	21
coach.....	21
duties and powers	20
Centre circle	9
Centre line.....	9
Classification of teams	94
Closely guarded player.....	39
Coach	
disqualification.....	54
duties and powers	21
member of team	17
standing.....	21
team list.....	21
technical foul	53
Colour of shirts	18
Commissioner	
definition.....	65
report.....	66
Compression stockings	19
Continuous movement	28
Control of the ball	27
Correctable errors	62
Court	
dimensions	9
lines.....	9
Crew chief	
definition.....	65
Crew Chief	
Duties and powers.....	65
Crossing the path	47
Dead ball	23
Decision of game	8
Decisions	
time and place for.....	67
Definition of game	8
Delegation members	12
Disqualifying foul	55
Doctor.....	17
Dribbling	



definition.....	38
Eligible to play	17
End of game	
definition.....	23
officials power	66
Ending of a period	23
Endlines	9
Entitled to play.....	17
Equipment	14
Excluded player	
definition.....	17
Extra period	
definition.....	22
ending	23
intervals.....	22
Fake a foul	50
Fighting	57
Fingernails.....	18
Foul	
5 by player.....	17, 58
after playing time	22
at end of the period	22
disqualification of coach	54
disqualifying	55
during alternating possession.....	26
fighting.....	57
penalty.....	59
penalty situation	58
personal	50
player in the act of shooting	51
special situations.....	58
technical by coach.....	53
technical by player.....	53
unsportsmanlike	54
violence	52
Four fouls by team.....	58
Free throw rebound places.....	10, 60
Free throws	59
Free-throw lines	10
Free-throw shooter	
designation.....	21, 59
restrictions.....	60
Frontcourt	
ball goes into	39
definition.....	9
Fumble of the ball.....	38

Game	
beginning.....	23
decision	8
ending	23
lost by default	36
lost by forfeit.....	35
playing time	22
Game ball	65
Game clock	
operations	70
Game disqualification	87
Goal	
enters basket from below	29
own basket, accidentally	29
own basket, deliberately.....	29
value.....	29
when made.....	28
Half-time interval	22
Hands	
contacting opponents	49
use of	49
Headbands.....	19
Headgear	19
Held ball	24
Holding.....	50
Home team.....	18
Illegal guarding from the rear	50
Injury	
official	68
player	20
Instant Replay System	66
Interpreter.....	17
Interval of play	
definition.....	22
duties of timer.....	70
Jump ball.....	24
Jump ball situation.....	25
Kicking the ball	27
Knee braces	19
Leg compression sleeves.....	19
Live ball.....	23
Location of a player.....	24
Location of an official.....	24
Manager	17
Media time-outs.....	101
Mouth guard	19



Numbers	
on shirts.....	18
Objects	
worn by player	18, 65
Official	
definition.....	65
location.....	24
powers.....	66
signals.....	74
foul penalty administration.....	81
game clock signals	74
informative.....	76
number of players.....	78
scoring.....	74
special fouls.....	81
substitution and time-out	76
type of fouls	79
violations	76
time and place for decisions.....	67
uniform	65
Opponents' basket	8
Other equipment	18
Out-of-bounds	
ball.....	37
player	37
Penalty for	
disqualifying foul.....	56
double foul.....	51
fighting.....	57
free-throw violations	62
game lost by default	36
game lost by forfeit.....	35
personal foul.....	51
technical foul by coach.....	54
technical foul by player.....	54
technical foul during interval of play	54
unsportsmanlike foul	55
violations	37
Penalty situation.....	58
Period	
beginning.....	23
definition.....	22
ending	23
Personal foul	50
Physiotherapist.....	17
Player	

5 fouls.....	17, 58
becomes substitute	17, 33
closely guarded	39
control of the ball	27
entitled to play	17
in act of shooting	28
injury.....	20
location	24
number of	17
numbers on shirts.....	18
starting five	21
substitution	33
technical foul	53
wearing objects	18, 65
Player Classification Points System	73
Player coach	21
Player control	
definition.....	27
Playing court	
dimensions	9
lines.....	9
Playing suit trousers	18
Playing time.....	22
Protective equipment.....	19
Protector.....	19
Protest	
commissioner's report	68
Crew chief's report	68
procedure	92
Pushing	50
Rebound places	10, 60
Referee	
definition.....	65
Duties and powers.....	67
Restricted area	10
Rules of conduct	
definition.....	52
Scorer	
duties.....	68
Scorer's table	13
Scoresheet	
examination	66
form	84
procedure	84
Semi-circles.....	9
Shirts	

colour	18
numbers	18
Shorts.....	18
Sidelines.....	9
Special situations	58
Spectacles.....	19
Starting five players.....	21
Statistician.....	17
Striking the ball with the fist.....	27
Substitute	
becomes player.....	17, 33
Substitution opportunity.....	33
Substitution spaces.....	13
Table officials	
definition.....	65
uniform	65
Tap.....	28
Taping	19
Tap-off situations.....	25
Team bench areas	
definition.....	12
Team control	
definition.....	27
Team followers.....	17
Team foul penalty situation	58
Team fouls	58
Team member	
definition.....	17
Teams	17
Three-point field goal area	10
Throw-in	
5 seconds.....	30
definition.....	29
Throw-in line	
definition.....	12
Tied score	22
Tilting.....	43
Time-out	
definition.....	31, 32
duties of scorer.....	69
duties of timer.....	70
opportunity	31
Timer	
duties.....	69
Twenty-four (24) second clock	
reset in error.....	41



sounds in error	42
Twenty-four (24) second operator	
duties.....	70
Twenty-four (24) seconds.....	40
Umpire	
definition.....	65
Uniform	
officials, crew chief and umpire	65
player	18
table officials	65
Unsportsmanlike behaviour	
commissioner's report	66
crew chief's report	66
Unsportsmanlike foul.....	54
Violation	
special situations.....	58
Violations	
definition.....	37
Violence	52
Visiting team.....	18
Wheelchairs	14
dimensions	16
height	15
Wristbands	19



IWBF

International Wheelchair
Basketball Federation

International Wheelchair Basketball Federation

c/o FIBA

Route Suisse 5 - PO Box 29

1295 Mies

Switzerland



www.iwbf.org